23rd August 2020

Round 3 – Clockwise

S.M.A.R.T.
Scottish Motorsports Automatic Race Timing

Ravenslea, Melrose Road, Galashiels, TD1 2AT Telephone : 01896 – 752447

Scottish Motorsports Automatic Race Timing

Circuit layout

Knockhill – Clockwise

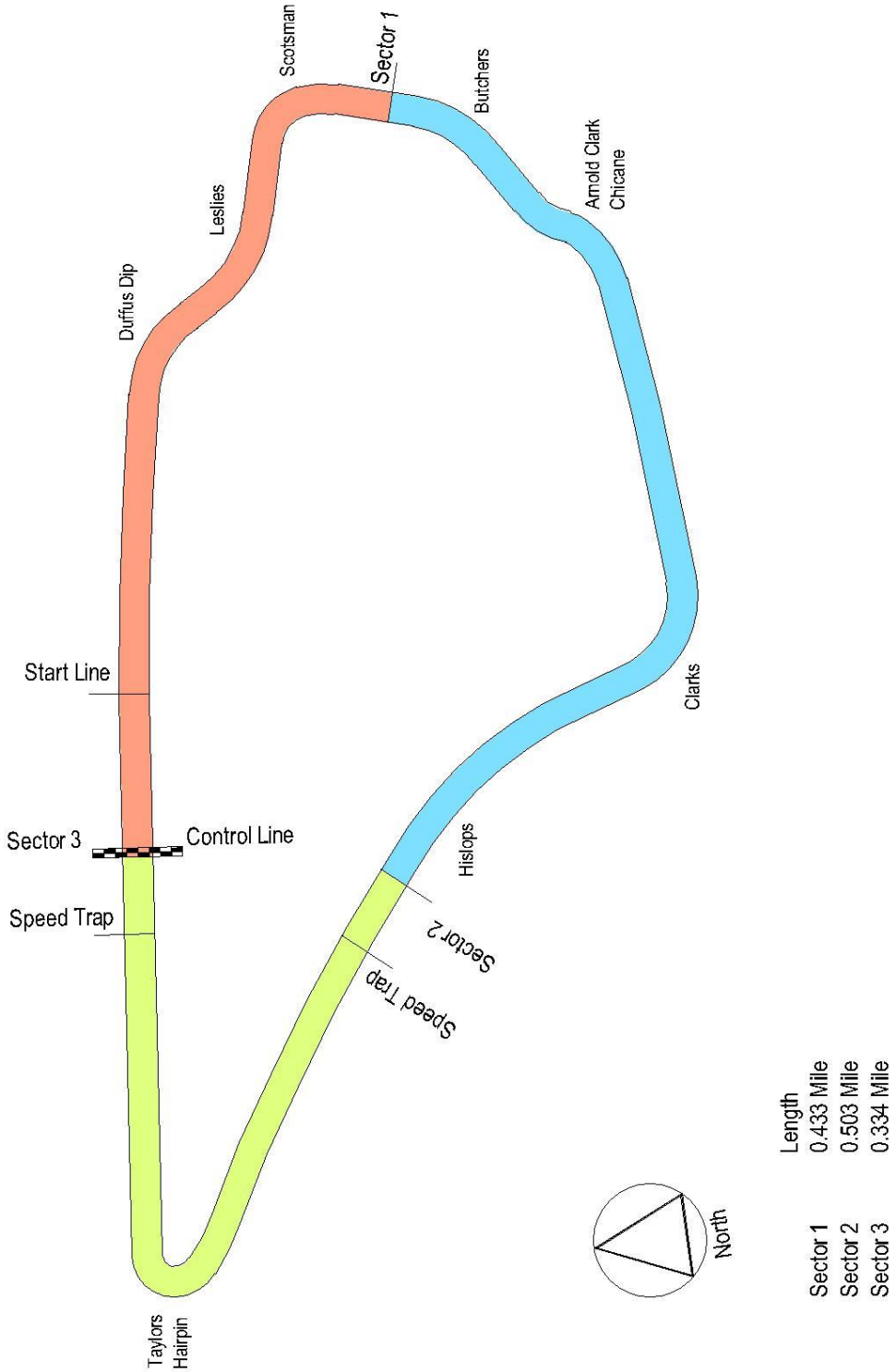

JUNIOR SALOON CAR CHAMPIONSHIP

SUPER LAP SCOTLAND

KNOCKHILL MOTOR SPORTS CLUB

Bulletin No.____

Super Lap Scotland - Round 3

Sorted on best lap time

BARC Junior Saloon Championship — **Knockhill 1.267 miles**

Free Practice — **23/08/2020 09:00**

Practice (10:00 Time) started at 9:00:12

Pos	No.	Name	Make/Model	Class Code	Laps	Best Tm	Diff	Best Speed	2nd Best
1	55	Charlie HAND	Citroen Saxo VTR	JSCC	10	1:03.949		71.320	1:03.980
2	298	Lewis SAUNDERS	Citroen Saxo VTR	JSCC	4	1:04.166	0.217	71.079	1:05.201
3	12	Alex SOLLEY	Citroen Saxo VTR	JSCC	8	1:04.227	0.278	71.011	1:04.465
4	40	Matthew CRIPPS	Citroen Saxo VTR	JSCC	8	1:04.236	0.287	71.001	1:04.435
5	86	Benjamin GREENHILL	Citroen Saxo VTR	JSCC	9	1:04.334	0.385	70.893	1:04.475
6	53	James BLACK	Citroen Saxo VTR	JSCC	9	1:04.764	0.815	70.422	1:05.064
7	147	Molly DODD	Citroen Saxo VTR	JSCC	9	1:04.865	0.916	70.313	1:05.062
8	754	Alfie JEAKINS	Citroen Saxo VTR	JSCC	9	1:04.926	0.977	70.247	1:05.366
9	54	Harvey CATON	Citroen Saxo VTS	JSCC	9	1:04.990	1.041	70.178	1:05.083
10	21	Archie TOMPSON	Citroen Saxo VTR	JSCC	9	1:05.112	1.163	70.046	1:05.418
11	31	Brody ORR	Citroen Saxo VTR	JSCC	9	1:05.353	1.404	69.788	1:05.765
12	80	Aaron WALKER	Citroen Saxo VTR	JSCC	7	1:05.393	1.444	69.745	1:05.722
13	41	Archie HANDY	Citroen Saxo VTR	JSCC	9	1:05.478	1.529	69.655	1:05.747
14	18	Dan PARRANS-SMITH	Citroen Saxo VTR	JSCC	9	1:05.767	1.818	69.348	1:05.978
15	8	Harry RICE	Citroen Saxo VTR	JSCC	5	1:05.824	1.875	69.288	1:06.239
16	87	Deagan FAIRCLOUGH	Citroen Saxo VTR	JSCC	6	1:05.971	2.022	69.134	1:06.716
17	22	Ashley GREGORY	Citroen Saxo VTR	JSCC	4	1:06.176	2.227	68.920	1:06.210
18	98	Oliver COTTAM	Citroen Saxo VTR	JSCC	9	1:06.221	2.272	68.873	1:06.568
19	260	James WALLIS	Citroen Saxo VTR	JSCC	9	1:06.309	2.360	68.782	1:06.316
20	30	Jamie GOODE	Citreon Saxo VTR	JSCC	8	1:06.587	2.638	68.494	1:06.757
21	600	Ruben HAGE	Citroen Saxo VTR	JSCC	8	1:07.054	3.105	68.017	1:07.823
22	34	Tommy GILHAM	Citroen Saxo VTR	JSCC	8	1:07.203	3.254	67.867	1:07.314
23	29	Scott SUMPTON	Citroen Saxo VTR	JSCC	8	1:07.355	3.406	67.713	1:07.969
24	69	Olivia MARTIN	Citroen Saxo VTR	JSCC	8	1:07.907	3.958	67.163	1:08.067

Clerk of the Course : **Orbits**

Sig : **Time :**

Chief Timekeeper : Ian Sharp (SMART Timing)

Results available at www.smart-timing.co.uk and www.speedhive.com

Printed: 24/08/2020 10:05:12

KNOCKHILL Racing Circuit

Bulletin No._____

Super Lap Scotland - Round 3

BARC Junior Saloon Championship

Knockhill 1.267 miles

Free Practice

23/08/2020 09:00

Practice (10:00 Time) started at 9:00:12

(55) Charlie HAND

Lap	Time of Day	Lap Tm	S1	S2	S3	SFSpd
1	9:01:08.459			24.940	20.178	74.070
2	9:02:13.525	**1:05.066**	21.111	24.095	19.860	74.730
3	9:03:18.066	**1:04.541**	20.913	23.909	19.719	74.730
4	9:04:22.149	**1:04.083**	20.819	23.660	19.604	74.981
5	9:05:26.458	**1:04.309**	20.832	23.825	19.652	74.730
6	9:06:30.712	**1:04.254**	20.776	23.943	**19.535**	74.813
7	9:07:34.711	**1:03.999**	20.689	**23.540**	19.770	74.897
8	9:08:38.660	**1:03.949**	20.521	23.774	19.654	**75.233**
9	9:09:42.640	**1:03.980**	**20.515**	23.721	19.744	74.981
10	9:10:47.811	**1:05.171**	20.932	24.503	19.736	74.897

(298) Lewis SAUNDERS

Lap	Time of Day	Lap Tm	S1	S2	S3	SFSpd
1	9:01:28.768			25.249	20.332	74.234
2	9:02:33.969	**1:05.201**	20.836	**23.537**	20.828	74.399
3	9:03:38.135	**1:04.166**	20.878	23.636	**19.652**	**75.657**
4	9:04:47.553	**1:09.418**	**20.555**	23.990	24.873	25.420

(12) Alex SOLLEY

Lap	Time of Day	Lap Tm	S1	S2	S3	SFSpd
1	9:01:09.908			24.959	20.218	75.148
2	9:02:15.696	**1:05.788**	21.361	24.138	20.289	73.502
3	9:03:20.704	**1:05.008**	21.255	24.149	**19.604**	**75.742**
4	9:04:25.756	**1:05.052**	20.965	24.143	19.944	74.647
5	9:05:30.221	**1:04.465**	20.888	23.941	19.636	75.402
6	9:06:40.537	**1:10.316**	20.953	24.282	25.081	24.929
7	9:08:48.286	**2:07.749**	1:23.993	23.974	19.782	75.064
8	9:09:52.513	**1:04.227**	**20.872**	**23.651**	19.704	74.981

(40) Matthew CRIPPS

Lap	Time of Day	Lap Tm	S1	S2	S3	SFSpd
1	9:01:09.515			24.905	20.187	74.399
2	9:02:15.185	**1:05.670**	21.201	24.351	20.118	74.647
3	9:03:20.392	**1:05.207**	21.006	24.396	19.805	**75.233**
4	9:04:25.511	**1:05.119**	20.967	24.211	19.941	74.981
5	9:05:29.946	**1:04.435**	**20.730**	23.906	19.799	74.399
6	9:06:45.203	**1:15.257**	21.016	24.059	30.182	30.107
7	9:08:48.613	**2:03.410**	1:19.761	23.765	19.884	75.233
8	9:09:52.849	**1:04.236**	20.953	**23.709**	**19.574**	75.233

(86) Benjamin GREENHILL

Lap	Time of Day	Lap Tm	S1	S2	S3	SFSpd
1	9:01:58.119			25.764	20.879	73.422
2	9:03:04.957	**1:06.838**	21.465	25.180	20.193	74.730
3	9:04:10.261	**1:05.304**	21.087	24.302	19.915	75.233
4	9:05:15.209	**1:04.948**	20.678	24.437	19.833	**76.000**
5	9:06:20.628	**1:05.419**	20.799	24.806	19.814	74.730
6	9:07:25.103	**1:04.475**	20.816	23.923	19.736	75.402
7	9:08:29.437	**1:04.334**	20.846	**23.805**	**19.683**	75.742
8	9:09:35.180	**1:05.743**	**20.643**	25.082	20.018	74.897
9	9:10:40.071	**1:04.891**	20.771	24.197	19.923	74.897

(53) James BLACK

Lap	Time of Day	Lap Tm	S1	S2	S3	SFSpd
1	9:01:14.412			25.457	20.694	73.422
2	9:02:20.753	**1:06.341**	21.543	24.653	20.145	74.152
3	9:03:26.566	**1:05.813**	21.238	24.320	20.255	72.785
4	9:04:32.603	**1:06.037**	21.746	24.229	20.062	74.316
5	9:05:39.179	**1:06.576**	22.363	24.204	20.009	74.152
6	9:06:44.574	**1:05.395**	20.952	24.137	20.306	74.730
7	9:07:49.338	**1:04.764**	20.895	**23.937**	**19.932**	74.564
8	9:08:54.570	**1:05.232**	20.964	24.307	19.961	**74.813**
9	9:09:59.634	**1:05.064**	**20.828**	24.210	20.026	74.316

(147) Molly DODD

Lap	Time of Day	Lap Tm	S1	S2	S3	SFSpd
1	9:01:30.647					55.876
2	9:02:42.189	**1:11.542**			**21.495**	72.785
3	9:03:55.325	**1:13.136**			22.581	75.233
4	9:05:01.514	**1:06.189**				75.572
5	9:06:06.379	**1:04.865**				**76.000**
6	9:07:13.539	**1:07.160**				72.706
7	9:08:19.503	**1:05.964**				74.730
8	9:09:28.629	**1:09.126**				74.647
9	9:10:33.691	**1:05.062**				74.564

(754) Alfie JEAKINS

Lap	Time of Day	Lap Tm	S1	S2	S3	SFSpd
1	9:01:13.198			25.600	20.708	73.422
2	9:02:19.620	**1:06.422**	21.584	24.639	20.199	74.399
3	9:03:26.576	**1:06.956**	21.590	24.706	20.660	**75.317**
4	9:04:32.170	**1:05.594**	21.288	24.346	19.960	74.981
5	9:05:37.536	**1:05.366**	20.883	24.528	19.955	74.647
6	9:06:43.021	**1:05.485**	20.895	24.395	20.195	74.647
7	9:07:48.457	**1:05.436**	21.024	24.397	20.015	74.897
8	9:08:53.383	**1:04.926**	20.955	**24.142**	**19.829**	75.148
9	9:10:00.707	**1:07.324**	**20.787**	24.143	22.394	34.082

(54) Harvey CATON

Lap	Time of Day	Lap Tm	S1	S2	S3	SFSpd
1	9:01:13.445				20.636	74.897
2	9:02:19.781	**1:06.336**			19.979	76.172
3	9:03:25.454	**1:05.673**			19.871	75.828
4	9:04:30.822	**1:05.368**			20.046	75.487
5	9:05:36.674	**1:05.852**			19.860	75.572
6	9:06:43.612	**1:06.938**			19.949	76.259
7	9:07:48.695	**1:05.083**			19.706	**76.782**
8	9:08:53.685	**1:04.990**			**19.600**	76.259
9	9:10:03.028	**1:09.343**			22.749	30.713

(21) Archie TOMPSON

Lap	Time of Day	Lap Tm	S1	S2	S3	SFSpd
1	9:01:18.562			26.872	21.306	71.543
2	9:02:27.286	**1:08.724**	22.656	25.297	20.771	72.549
3	9:03:35.354	**1:08.068**	22.920	24.878	20.270	73.342
4	9:04:42.565	**1:07.211**	21.801	25.262	20.148	**74.647**
5	9:05:47.983	**1:05.418**	21.167	**23.923**	20.328	72.864
6	9:06:53.719	**1:05.736**	21.599	24.254	19.883	73.907
7	9:07:59.219	**1:05.500**	21.411	24.167	19.922	73.826
8	9:09:04.331	**1:05.112**	21.303	24.027	**19.782**	74.070
9	9:10:12.399	**1:08.068**	**20.950**	24.104	23.014	26.092

(31) Brody ORR

Lap	Time of Day	Lap Tm	S1	S2	S3	SFSpd
1	9:01:30.970			25.975	20.993	74.981
2	9:02:41.729	**1:10.759**	21.689	27.490	21.580	74.564
3	9:03:48.739	**1:07.010**	21.906	25.034	20.070	74.897
4	9:04:56.833	**1:08.094**	21.746	24.862	21.486	65.792
5	9:06:03.956	**1:07.123**			20.203	75.402
6	9:07:09.985	**1:06.029**		24.649	20.069	75.402
7	9:08:15.338	**1:05.353**	21.154	**24.400**	**19.799**	**75.657**
8	9:09:21.103	**1:05.765**	**20.998**	24.532	20.235	74.897
9	9:10:31.719	**1:10.616**			24.574	25.840

(80) Aaron WALKER

Lap	Time of Day	Lap Tm	S1	S2	S3	SFSpd
1	9:01:25.683				21.084	73.422
2	9:02:33.950	**1:08.267**			20.984	71.850
3	9:03:39.672	**1:05.722**			**19.988**	**74.730**
4	9:04:45.843	**1:06.171**			20.171	74.070
5	9:05:51.236	**1:05.393**			20.108	74.152
6	9:06:59.169	**1:07.933**			22.481	34.825
7	9:09:48.162	**2:48.993**			20.259	72.785

(41) Archie HANDY

Lap	Time of Day	Lap Tm	S1	S2	S3	SFSpd
1	9:01:19.945			26.035	22.316	67.377
2	9:02:28.806	**1:08.861**	23.131	25.125	20.605	75.402
3	9:03:36.495	**1:07.689**	22.006	25.359	20.324	**75.828**
4	9:04:43.611	**1:07.116**	21.640	25.099	20.377	75.487
5	9:05:49.571	**1:05.960**	21.108	24.563	20.289	75.064
6	9:06:55.671	**1:06.100**	21.506	**24.267**	20.327	72.706

Clerk of the Course : **Orbits**

Sig : **Time :**

Chief Timekeeper : Ian Sharp (SMART Timing)

Results available at www.smart-timing.co.uk and www.speedhive.com

Printed: 24/08/2020 09:49:09

Super Lap Scotland - Round 3

BARC Junior Saloon Championship

Knockhill 1.267 miles

Free Practice

23/08/2020 09:00

Practice (10:00 Time) started at 9:00:12

Lap	Time of Day	Lap Tm	S1	S2	S3	SFSpd
7	9:08:02.374	**1:06.703**	21.245	25.169	20.289	74.897
8	9:09:08.121	**1:05.747**	**21.084**	24.651	**20.012**	74.481
9	9:10:13.599	**1:05.478**			20.033	74.813

(18) Dan PARRANS-SMITH

Lap	Time of Day	Lap Tm	S1	S2	S3	SFSpd
1	9:01:39.823			25.785	21.215	74.234
2	9:02:47.163	**1:07.340**	21.685	24.749	20.906	74.152
3	9:03:53.687	**1:06.524**	21.443	24.524	20.557	74.897
4	9:04:59.886	**1:06.199**	**21.130**	24.491	20.578	74.481
5	9:06:05.864	**1:05.978**	21.412	**24.295**	20.271	74.730
6	9:07:11.992	**1:06.128**			20.272	74.316
7	9:08:18.694	**1:06.702**		25.248	**20.097**	74.730
8	9:09:24.461	**1:05.767**	21.198	24.303	20.266	74.234
9	9:10:30.514	**1:06.053**	21.286	24.373	20.394	**74.981**

(8) Harry RICE

Lap	Time of Day	Lap Tm	S1	S2	S3	SFSpd
1	9:01:23.545					73.583
2	9:02:29.902	**1:06.357**				74.981
3	9:03:36.141	**1:06.239**				74.070
4	9:04:41.965	**1:05.824**				**75.402**
5	9:05:52.065	**1:10.100**				26.865

(87) Deagan FAIRCLOUGH

Lap	Time of Day	Lap Tm	S1	S2	S3	SFSpd
1	9:01:21.142				22.084	61.007
2	9:02:36.335	**1:15.193**			25.958	59.811
3	9:03:43.051	**1:06.716**			**20.236**	72.627
4	9:04:50.331	**1:07.280**				74.481
5	9:05:56.302	**1:05.971**			20.356	**75.148**
6	9:07:19.030	**1:22.728**			30.771	22.966

(22) Ashley GREGORY

Lap	Time of Day	Lap Tm	S1	S2	S3	SFSpd
1	9:01:21.650			25.471	20.616	73.826
2	9:02:27.826	**1:06.176**	21.724	24.249	20.203	**74.070**
3	9:03:34.036	**1:06.210**	22.058	24.226	**19.926**	74.070
4	9:04:44.031	**1:09.995**	**21.248**	**24.039**	24.708	31.565

(98) Oliver COTTAM

Lap	Time of Day	Lap Tm	S1	S2	S3	SFSpd
1	9:01:49.719			27.085	21.681	73.342
2	9:02:59.184	**1:09.465**	22.727	25.561	21.177	72.470
3	9:04:10.014	**1:10.830**	22.626	25.506	22.698	55.876
4	9:05:18.749	**1:08.735**	23.354	25.074	20.307	75.657
5	9:06:24.970	**1:06.221**	21.675	**24.592**	**19.954**	**76.086**
6	9:07:31.538	**1:06.568**	21.541	24.881	20.146	75.657
7	9:08:38.126	**1:06.588**	**21.410**	24.811	20.367	73.745
8	9:09:46.281	**1:08.155**	23.051	24.996	20.108	75.914
9	9:10:54.232	**1:07.951**	22.151	25.548	20.252	75.148

(260) James WALLIS

Lap	Time of Day	Lap Tm	S1	S2	S3	SFSpd
1	9:01:22.197			26.326	21.022	71.543
2	9:02:30.510	**1:08.313**	21.990	25.882	20.441	72.159
3	9:03:37.834	**1:07.324**	21.720	25.024	20.580	71.239
4	9:04:44.150	**1:06.316**	21.375	**24.510**	20.431	71.927
5	9:05:50.459	**1:06.309**	21.370	24.696	20.243	72.004
6	9:06:57.689	**1:07.230**	21.357	24.764	21.109	70.789
7	9:08:04.886	**1:07.197**	21.587	25.270	20.340	72.392
8	9:09:11.687	**1:06.801**	**21.252**	25.344	**20.205**	**72.470**
9	9:10:20.909	**1:09.222**	21.356	24.926	22.940	31.112

(30) Jamie GOODE

Lap	Time of Day	Lap Tm	S1	S2	S3	SFSpd
1	9:01:44.686					73.422
2	9:02:52.239	**1:07.553**			20.314	73.502
3	9:03:59.799	**1:07.560**			20.267	**73.745**
4	9:05:06.386	**1:06.587**			20.123	73.583
5	9:06:16.203	**1:09.817**				25.643
6	9:08:26.000	**2:09.797**			20.767	71.089
7	9:09:32.757	**1:06.757**			**20.083**	73.664
8	9:11:09.738	**1:36.981**			23.810	23.746

(600) Ruben HAGE

Lap	Time of Day	Lap Tm	S1	S2	S3	SFSpd
1	9:02:35.190					
2	9:03:45.149	**1:09.959**				
3	9:04:52.972	**1:07.823**				
4	9:06:03.955	**1:10.983**				
5	9:07:11.868	**1:07.913**				
6	9:08:21.470	**1:09.602**				
7	9:09:28.524	**1:07.054**				
8	9:10:37.710	**1:09.186**				

(34) Tommy GILHAM

Lap	Time of Day	Lap Tm	S1	S2	S3	SFSpd
1	9:01:47.871				21.458	73.826
2	9:02:56.867	**1:08.996**	22.657	25.233	21.106	71.315
3	9:04:04.181	**1:07.314**	**21.698**	**25.007**	20.609	**74.730**
4	9:05:15.107	**1:10.926**	21.842	25.761	23.323	70.196
5	9:06:22.310	**1:07.203**			**20.339**	74.399
6	9:07:30.467	**1:08.157**			20.808	74.234
7	9:08:44.624	**1:14.157**			28.108	29.707
8	9:10:25.110	**1:40.486**			22.149	71.164

(29) Scott SUMPTON

Lap	Time of Day	Lap Tm	S1	S2	S3	SFSpd
1	9:01:25.095			26.477	21.681	72.943
2	9:02:34.568	**1:09.473**	22.043	25.624	21.806	73.502
3	9:03:42.537	**1:07.969**	22.027	25.280	20.662	73.583
4	9:04:52.412	**1:09.875**	21.683	27.338	20.854	74.399
5	9:05:59.767	**1:07.355**	**21.638**	**25.137**	20.580	74.316
6	9:07:22.871	**1:23.104**			26.864	22.787
7	9:09:40.825	**2:17.954**		25.597	20.598	73.745
8	9:10:49.164	**1:08.339**	22.307	25.763	**20.269**	**74.897**

(69) Olivia MARTIN

Lap	Time of Day	Lap Tm	S1	S2	S3	SFSpd
1	9:01:47.484					67.785
2	9:02:55.787	**1:08.303**				69.977
3	9:04:03.694	**1:07.907**				70.491
4	9:05:13.130	**1:09.436**				71.315
5	9:06:27.126	**1:13.996**				26.886
6	9:08:27.848	**2:00.722**				70.863
7	9:09:35.915	**1:08.067**				**72.314**
8	9:10:47.366	**1:11.451**				30.755

Clerk of the Course : **Orbits**

Sig : **Time :**

Chief Timekeeper : Ian Sharp (SMART Timing)

Results available at www.smart-timing.co.uk and www.speedhive.com

Printed: 24/08/2020 09:49:09

SMART KNOCKHILL Racing Circuit

Bulletin No._____

Super Lap Scotland - Round 3

Sorted on best lap time

Super Lap Scotland — **Knockhill 1.267 miles**

Warm Up - Group 1 — **23/08/2020 09:15**

Practice (10:00 Time) started at 9:13:38

Pos	No.	Name	Make/Model	Class Code	Laps	Best Tm	Diff	Best Speed	2nd Best
1	64	**Sean MARTIN**	Honda Civic Type R	SLS-E	9	**57.868**		78.815	57.978
2	47	**Fraser McNEILL**	Honda Civic	SLS-E	8	**58.389**	0.521	78.111	59.081
3	333	**Andrew NAPIER**	Honda Civic Type R	SLS-E	9	**59.423**	1.555	76.752	59.556
4	14	**Michael IMRIE**	Renault Clio 197	SLS-F	9	**1:00.490**	2.622	75.398	1:00.815
5	144	**Donnie McLEOD**	Renault Clio 172	SLS-F	9	**1:00.819**	2.951	74.990	1:00.915
6	716	**Tom LOCKHART**	Renault Clio 172	SLS-F	8	**1:01.257**	3.389	74.454	1:01.596
7	85	**David JOYCE**	Renault Clio 182	SLS-F	9	**1:01.961**	4.093	73.608	1:02.115
8	814	**Niall CAMPBELL**	Honda Civic Type R	SLS-E	7	**1:02.359**	4.491	73.138	1:02.952
9	101	**Jonathan ADAMS**	Renault Clio	SLS-F	9	**1:02.481**	4.613	72.996	1:02.599
10	86	**Adam MORRISON**	Mini Cooper	SLS-G	7	**1:02.546**	4.678	72.920	1:02.569
11	134	**Hamish KINLOCH**	Toyota Corolla	Guest	9	**1:02.650**	4.782	72.799	1:02.793
12	38	**Sean HISLOP**	Renault Clio 197	SLS-F	8	**1:02.745**	4.877	72.689	1:03.923
13	392	**Phillip TAYLOR**	Renault Clio	SLS-F	8	**1:02.941**	5.073	72.462	1:03.023
14	190	**Henry SIMMONS**	Mazda MX5	SLS-E	9	**1:03.104**	5.236	72.275	1:03.553
15	15	**Craig WALLACE**	Peugeot 106 Xsi	SLS-F	8	**1:03.424**	5.556	71.910	1:04.160
16	123	**David WALLACE**	Mazda MX5 Mk1	Guest	9	**1:03.449**	5.581	71.882	1:03.459
17	5	**Alex MILNE**	Renault Megane RS	SLS-F	7	**1:04.444**	6.576	70.772	1:04.830
18	58	**Stewart McCRACKEN**	Triumph TR8	SLS-F	9	**1:07.049**	9.181	68.022	1:07.773

Clerk of the Course : **Orbits**

Sig : **Time :**

Chief Timekeeper : Ian Sharp (SMART Timing)

Results available at www.smart-timing.co.uk and www.speedhive.com

Printed: 24/08/2020 10:07:47

KNOCKHILL Racing Circuit

Super Lap Scotland - Round 3

Super Lap Scotland

Knockhill 1.267 miles

Warm Up - Group 1

23/08/2020 09:15

Practice (10:00 Time) started at 9:13:38

(64) Sean MARTIN

Lap	Time of Day	Lap Tm	S1	S2	S3	SFSpd
1	9:15:10.222			29.273	23.208	91.303
2	9:16:15.412	**1:05.190**	22.089	25.603	17.498	93.205
3	9:17:14.498	**59.086**	19.261	22.060	17.765	93.335
4	9:18:12.975	**58.477**			17.594	92.690
5	9:19:11.014	**58.039**		21.725	**17.391**	93.726
6	9:20:08.882	**57.868**	**18.857**	21.570	17.441	93.205
7	9:21:17.113	**1:08.231**	21.602	26.308	20.321	93.205
8	9:22:15.091	**57.978**	18.980	**21.565**	17.433	**93.857**
9	9:23:25.637	**1:10.546**	22.107	25.304	23.135	35.810

(47) Fraser McNEILL

Lap	Time of Day	Lap Tm	S1	S2	S3	SFSpd
1	9:15:13.602			30.187	18.975	93.465
2	9:16:16.221	**1:02.619**	20.215	24.286	18.118	94.385
3	9:17:15.302	**59.081**	19.214	22.156	17.711	93.988
4	9:18:14.766	**59.464**			17.678	94.252
5	9:19:14.349	**59.583**		22.575	17.826	93.076
6	9:20:29.926	**1:15.577**	22.099	27.395	26.083	33.337
7	9:23:01.848	**2:31.922**	1:50.920	23.308	17.694	93.205
8	9:24:00.237	**58.389**	**19.034**	**21.954**	**17.401**	**94.518**

(333) Andrew NAPIER

Lap	Time of Day	Lap Tm	S1	S2	S3	SFSpd
1	9:15:11.660					66.116
2	9:16:38.707	**1:27.047**				93.988
3	9:17:39.145	**1:00.438**				**94.120**
4	9:18:43.759	**1:04.614**				93.988
5	9:19:43.315	**59.556**				88.884
6	9:20:44.273	**1:00.958**				87.380
7	9:21:43.896	**59.623**				93.335
8	9:22:43.319	**59.423**				92.690
9	9:23:43.128	**59.809**				82.341

(14) Michael IMRIE

Lap	Time of Day	Lap Tm	S1	S2	S3	SFSpd
1	9:15:14.883			30.444	19.445	**84.200**
2	9:16:18.191	**1:03.308**	19.747	24.786	18.775	83.780
3	9:17:19.816	**1:01.625**	19.748	23.422	18.455	84.095
4	9:18:21.624	**1:01.808**			18.847	83.260
5	9:19:22.114	**1:00.490**		**22.408**	**18.446**	83.467
6	9:20:22.929	**1:00.815**	**19.595**	22.628	18.592	83.260
7	9:21:27.225	**1:04.296**	19.645	23.008	21.643	67.242
8	9:22:50.447	**1:23.222**	25.382	30.141	27.699	67.242
9	9:23:53.110	**1:02.663**	20.929	23.021	18.713	82.341

(144) Donnie McLEOD

Lap	Time of Day	Lap Tm	S1	S2	S3	SFSpd
1	9:15:24.641			29.960	21.191	81.540
2	9:16:33.777	**1:09.136**	24.400	25.641	19.095	83.157
3	9:17:43.108	**1:09.331**	20.254	28.235	20.842	83.054
4	9:18:45.452	**1:02.344**	20.138	23.619	18.587	**85.162**
5	9:19:46.494	**1:01.042**	19.792	22.831	18.419	85.054
6	9:20:47.677	**1:01.183**	**19.520**	23.222	18.441	84.732
7	9:21:48.841	**1:01.164**	19.748	23.047	18.369	84.412
8	9:22:49.756	**1:00.915**	19.770	**22.817**	**18.328**	84.518
9	9:23:50.575	**1:00.819**	19.555	22.891	18.373	84.732

(716) Tom LOCKHART

Lap	Time of Day	Lap Tm	S1	S2	S3	SFSpd
1	9:15:09.830			29.256	23.600	79.795
2	9:16:20.800	**1:10.970**	23.356	27.667	19.947	85.270
3	9:17:22.396	**1:01.596**	**19.930**	22.977	18.689	85.925
4	9:18:24.678	**1:02.282**			18.719	85.162
5	9:19:25.935	**1:01.257**		**22.857**	**18.571**	86.035
6	9:20:34.220	**1:08.285**	22.002	24.646	21.637	37.469
7	9:23:24.894	**2:50.674**	2:06.065	25.658	18.951	85.925
8	9:24:26.520	**1:01.626**	20.031	23.020	18.575	**86.257**

(85) David JOYCE

Lap	Time of Day	Lap Tm	S1	S2	S3	SFSpd
1	9:15:16.829			29.436	20.118	83.780
2	9:16:24.978	**1:08.149**	20.858	24.843	22.448	64.901
3	9:17:32.891	**1:07.913**	23.792	24.591	19.530	82.951
4	9:18:46.607	**1:13.716**	21.272	29.620	22.824	63.669
5	9:19:51.410	**1:04.803**	21.372	24.245	19.186	**87.266**
6	9:20:53.680	**1:02.270**	**20.028**	23.467	18.775	87.040
7	9:21:55.990	**1:02.310**	20.287	23.519	18.504	87.266
8	9:22:58.105	**1:02.115**	20.294	23.350	**18.471**	87.153
9	9:24:00.066	**1:01.961**	20.165	**23.105**	18.691	86.927

(814) Niall CAMPBELL

Lap	Time of Day	Lap Tm	S1	S2	S3	SFSpd
1	9:15:42.419			42.119	38.246	23.149
2	9:18:36.223	**2:53.804**			19.722	86.368
3	9:19:38.582	**1:02.359**	20.496	**23.007**	18.856	**87.266**
4	9:20:41.841	**1:03.259**	20.848	23.385	19.026	86.702
5	9:21:52.519	**1:10.678**	**20.432**	25.621	24.625	83.363
6	9:22:55.471	**1:02.952**	20.837	23.521	**18.594**	86.479
7	9:24:03.850	**1:08.379**	20.689	23.048	24.642	29.945

(101) Jonathan ADAMS

Lap	Time of Day	Lap Tm	S1	S2	S3	SFSpd
1	9:15:18.166					79.985
2	9:16:26.289	**1:08.123**				83.467
3	9:17:31.793	**1:05.504**				83.571
4	9:18:35.471	**1:03.678**				83.885
5	9:19:37.952	**1:02.481**				83.780
6	9:20:40.551	**1:02.599**				84.306
7	9:21:43.578	**1:03.027**				84.946
8	9:22:50.715	**1:07.137**				**85.054**
9	9:23:54.089	**1:03.374**				75.742

(86) Adam MORRISON

Lap	Time of Day	Lap Tm	S1	S2	S3	SFSpd
1	9:15:08.377			30.866	27.698	35.080
2	9:16:56.731	**1:48.354**	1:04.954	23.893	19.507	75.487
3	9:18:00.135	**1:03.404**	20.443	23.482	19.479	75.572
4	9:19:02.681	**1:02.546**	20.159	**23.082**	19.305	75.064
5	9:20:05.601	**1:02.920**	20.391	23.301	**19.228**	76.432
6	9:21:08.170	**1:02.569**	**20.153**	23.118	19.298	**76.519**
7	9:22:28.687	**1:20.517**	21.368	31.538	27.611	24.745

(134) Hamish KINLOCH

Lap	Time of Day	Lap Tm	S1	S2	S3	SFSpd
1	9:15:19.790					83.260
2	9:16:28.558	**1:08.768**				80.755
3	9:17:34.928	**1:06.370**				85.815
4	9:18:37.721	**1:02.793**				**86.368**
5	9:19:41.129	**1:03.408**				83.675
6	9:20:46.054	**1:04.925**				85.815
7	9:21:51.321	**1:05.267**				82.849
8	9:22:53.971	**1:02.650**				84.732
9	9:23:57.141	**1:03.170**				83.363

(38) Sean HISLOP

Lap	Time of Day	Lap Tm	S1	S2	S3	SFSpd
1	9:14:58.755			31.577	22.157	80.368
2	9:16:08.076	**1:09.321**	23.274	26.015	20.032	82.240
3	9:17:11.999	**1:03.923**	20.961	24.164	18.798	83.675
4	9:18:28.060	**1:16.061**			24.162	**84.306**
5	9:19:30.805	**1:02.745**		**23.555**	**18.689**	83.885
6	9:20:38.300	**1:07.495**	**19.939**	24.295	23.261	26.940
7	9:23:32.769	**2:54.469**	1:43.463	39.357	31.649	52.841
8	9:24:56.137	**1:23.368**			25.306	29.433

(392) Phillip TAYLOR

Lap	Time of Day	Lap Tm	S1	S2	S3	SFSpd
1	9:15:04.613			30.777	23.340	83.989
2	9:16:11.414	**1:06.801**	22.598	25.018	19.185	84.839
3	9:17:14.437	**1:03.023**	20.681	**23.531**	18.811	**85.706**
4	9:18:18.209	**1:03.772**	21.442	23.680	18.650	84.095
5	9:19:21.150	**1:02.941**	**20.658**	23.615	18.668	84.095

Clerk of the Course :

Orbits

Sig : **Time :**

Chief Timekeeper : Ian Sharp (SMART Timing)

Results available at www.smart-timing.co.uk and www.speedhive.com

Printed: 24/08/2020 10:08:29

Super Lap Scotland - Round 3

Super Lap Scotland

Knockhill 1.267 miles

Warm Up - Group 1

23/08/2020 09:15

Practice (10:00 Time) started at 9:13:38

Lap	Time of Day	Lap Tm	S1	S2	S3	SFSpd
6	9:20:41.189	**1:20.039**	27.038	30.056	22.945	28.496
7	9:23:09.413	**2:28.224**	1:41.178	28.347	18.699	84.946
8	9:24:13.994	**1:04.581**	21.090	24.927	**18.564**	83.989

(190) Henry SIMMONS

Lap	Time of Day	Lap Tm	S1	S2	S3	SFSpd
1	9:15:18.072			32.522	31.897	40.329
2	9:16:41.039	**1:22.967**	29.940	30.835	22.192	88.649
3	9:17:44.143	**1:03.104**	21.024	**23.991**	**18.089**	**88.767**
4	9:18:54.683	**1:10.540**	23.342	27.774	19.424	88.767
5	9:19:58.679	**1:03.996**	21.411	24.190	18.395	87.952
6	9:21:18.484	**1:19.805**	22.758	30.407	26.640	88.767
7	9:22:22.037	**1:03.553**	**20.804**	24.321	18.428	87.608
8	9:23:33.633	**1:11.596**	23.695	28.031	19.870	88.416
9	9:24:38.032	**1:04.399**			18.123	87.722

(15) Craig WALLACE

Lap	Time of Day	Lap Tm	S1	S2	S3	SFSpd
1	9:15:31.381			32.212	23.851	82.240
2	9:16:45.430	**1:14.049**	**24.425**	28.784	20.840	83.885
3	9:17:53.290	**1:07.860**			19.486	**85.379**
4	9:18:56.714	**1:03.424**			18.903	85.379
5	9:20:00.874	**1:04.160**			19.231	84.412
6	9:21:16.087	**1:15.213**			24.973	33.123
7	9:23:27.243	**2:11.156**	1:23.661	**27.746**	19.749	84.839
8	9:24:32.125	**1:04.882**			**18.657**	85.162

(123) David WALLACE

Lap	Time of Day	Lap Tm	S1	S2	S3	SFSpd
1	9:15:04.183			30.553	25.174	77.135
2	9:16:14.893	**1:10.710**	24.221	26.433	20.056	78.032
3	9:17:21.794	**1:06.901**	22.130	23.863	20.908	78.032
4	9:18:26.881	**1:05.087**			19.462	78.214
5	9:19:30.330	**1:03.449**		**23.409**	19.365	78.032
6	9:20:50.769	**1:20.439**	24.067	28.971	27.401	71.927
7	9:22:08.054	**1:17.285**	26.978	29.472	20.835	78.214
8	9:23:11.961	**1:03.907**	20.560	24.034	**19.313**	78.214
9	9:24:15.420	**1:03.459**	**20.497**	23.639	19.323	**78.672**

(5) Alex MILNE

Lap	Time of Day	Lap Tm	S1	S2	S3	SFSpd
1	9:14:48.873			27.216	20.368	82.543
2	9:15:54.549	**1:05.676**	21.824	24.726	19.126	**84.200**
3	9:16:59.379	**1:04.830**	21.361	24.519	18.950	82.747
4	9:18:03.823	**1:04.444**	21.328	**24.262**	18.854	81.540
5	9:19:11.825	**1:08.002**	21.013	24.390	22.599	33.996
6	9:22:03.247	**2:51.422**	2:06.973	25.285	19.164	80.272
7	9:23:08.246	**1:04.999**	21.356	25.129	**18.514**	83.157

(58) Stewart McCRACKEN

Lap	Time of Day	Lap Tm	S1	S2	S3	SFSpd
1	9:15:07.832			30.610	25.658	75.064
2	9:16:23.777	**1:15.945**	23.966	27.285	24.694	78.488
3	9:17:37.870	**1:14.093**	22.677	26.731	24.685	78.950
4	9:18:50.285	**1:12.415**	22.703	29.831	**19.881**	85.487
5	9:19:58.058	**1:07.773**	22.657	**24.935**	20.181	**86.257**
6	9:21:06.700	**1:08.642**	21.976	26.326	20.340	83.467
7	9:22:13.749	**1:07.049**	**21.970**	25.151	19.928	85.379
8	9:23:24.763	**1:11.014**	22.182	28.017	20.815	79.890
9	9:24:35.790	**1:11.027**			22.515	62.252

Clerk of the Course : **Orbits**

Sig : **Time :**

Chief Timekeeper : Ian Sharp (SMART Timing)

Results available at www.smart-timing.co.uk and www.speedhive.com

Printed: 24/08/2020 10:08:29

Bulletin No.____

Super Lap Scotland - Round 3

Sorted on best lap time

Super Lap Scotland — **Knockhill 1.267 miles**

Warm Up - Group 2 — **23/08/2020 09:30**

Practice (10:00 Time) started at 9:27:38

Pos	No.	Name	Make/Model	Class Code	Laps	Best Tm	Diff	Best Speed	2nd Best
1	66	**Frazer HUNTLY**	Nissan Silva 200SX	SLS-B	7	**54.471**		83.730	56.122
2	98	**Matthew LAWSON**	Mitsubishi Evo	SLS-P	7	**54.744**	0.273	83.312	55.269
3	76	**Robbie WYPER**	Mitsubishi Evo 8 MR	SLS-B	10	**54.992**	0.521	82.936	55.014
4	39	**Francis SIMPSON**	Honda Civic	SLS-C	9	**55.650**	1.179	81.956	55.844
5	61	**Andy CLOTWORTHY**	Subaru Impreza	SLS-B	8	**56.040**	1.569	81.385	56.088
6	10	**Nev WOOD**	Ariel Atom	SLS-P	7	**56.184**	1.713	81.177	59.309
7	173	**David BROWN**	TVR Griffith	SLS-C	8	**57.930**	3.459	78.730	58.085
8	93	**Michael OSBORNE Jnr**	Mitsubishi Evo6	SLS-C	4	**1:07.178**	12.707	67.892	1:08.539
9	92	**Michael OSBORNE Snr**	Mitsubishi Evo5	SLS-C	6	**1:07.352**	12.881	67.716	1:09.458

Clerk of the Course : **Orbits**

Sig : **Time :**

Chief Timekeeper : Ian Sharp (SMART Timing)

Results available at www.smart-timing.co.uk and www.speedhive.com

Printed: 24/08/2020 10:08:57

RR-S Building Materials Solutions
Turbosmart Engineered to Win
Whiteline
Strathearn pest control
AET Turbos
FMIC.eu Performance
ECU Master
Toyo Tires driven to perform
Augustus Autos
Nolathane
SLS Super Lap Scotland

Knockhill Motor Sports Club

Bulletin No._____

Super Lap Scotland - Round 3

Super Lap Scotland

Knockhill 1.267 miles

Warm Up - Group 2

23/08/2020 09:30

Practice (10:00 Time) started at 9:27:38

(66) Frazer HUNTLY

Lap	Time of Day	Lap Tm	S1	S2	S3	SFSpd
1	9:29:15.164					
2	9:30:20.096	**1:04.932**				
3	9:31:16.218	**56.122**				
4	9:32:17.100	**1:00.882**				
5	9:33:11.571	**54.471**				
6	9:34:19.080	**1:07.509**				
7	9:35:42.289	**1:23.209**				

(98) Matthew LAWSON

Lap	Time of Day	Lap Tm	S1	S2	S3	SFSpd
1	9:29:14.665			33.895	25.064	61.454
2	9:30:26.311	**1:11.646**	28.773	25.467	17.406	106.689
3	9:31:21.580	**55.269**	**18.241**	21.039	15.989	115.107
4	9:32:40.122	**1:18.542**	22.254	37.410	18.878	**123.133**
5	9:33:34.866	**54.744**	18.335	**20.528**	**15.881**	93.595
6	9:35:09.264	**1:34.398**	22.186	40.339	31.873	23.755
7	9:37:50.501	**2:41.237**	1:56.942	26.136	18.159	84.518

(76) Robbie WYPER

Lap	Time of Day	Lap Tm	S1	S2	S3	SFSpd
1	9:28:52.825					109.296
2	9:29:48.599	**55.774**				109.474
3	9:30:43.651	**55.052**				108.413
4	9:31:38.643	**54.992**				108.238
5	9:32:47.735	**1:09.092**				72.470
6	9:34:06.146	**1:18.411**				76.345
7	9:35:16.682	**1:10.536**				**111.290**
8	9:36:11.696	**55.014**				110.374
9	9:37:30.602	**1:18.906**				71.696
10	9:38:51.497	**1:20.895**				37.097

(39) Francis SIMPSON

Lap	Time of Day	Lap Tm	S1	S2	S3	SFSpd
1	9:29:02.024			28.653	20.560	83.885
2	9:30:04.988	**1:02.964**	21.533	23.439	17.992	96.281
3	9:31:01.364	**56.376**	18.369	21.034	16.973	95.868
4	9:31:57.208	**55.844**	**18.045**	20.853	16.946	**96.419**
5	9:32:52.858	**55.650**	18.054	**20.807**	**16.789**	96.143
6	9:33:57.543	**1:04.685**	19.357	26.044	19.284	96.005
7	9:34:53.702	**56.159**	18.082	21.029	17.048	95.731
8	9:35:49.623	**55.921**	18.232	20.817	16.872	92.947
9	9:37:01.071	**1:11.448**	21.799	25.732	23.917	33.554

(61) Andy CLOTWORTHY

Lap	Time of Day	Lap Tm	S1	S2	S3	SFSpd
1	9:28:56.221				**18.829**	106.183
2	9:29:52.261	**56.040**				106.689
3	9:30:48.677	**56.416**				105.681
4	9:31:58.887	**1:10.210**				34.897
5	9:34:50.079	**2:51.192**				106.015
6	9:35:46.167	**56.088**				106.520
7	9:36:42.571	**56.404**				**106.859**
8	9:37:53.222	**1:10.651**			19.877	105.020

(10) Nev WOOD

Lap	Time of Day	Lap Tm	S1	S2	S3	SFSpd
1	9:29:13.990					74.152
2	9:30:20.774	**1:06.784**				99.125
3	9:31:20.083	**59.309**				**115.703**
4	9:32:19.941	**59.858**				115.703
5	9:33:16.125	**56.184**				115.504
6	9:34:18.535	**1:02.410**				90.320
7	9:35:33.180	**1:14.645**				27.903

(173) David BROWN

Lap	Time of Day	Lap Tm	S1	S2	S3	SFSpd
1	9:29:03.316			31.858	23.187	88.183
2	9:30:10.625	**1:07.309**	23.072	26.633	17.604	98.111
3	9:31:09.551	**58.926**	19.058	22.578	17.290	**98.398**
4	9:32:07.636	**58.085**	**18.772**	22.122	17.191	97.540
5	9:33:19.324	**1:11.688**	20.555	27.589	23.544	35.906
6	9:36:18.680	**2:59.356**	2:19.652	**22.072**	17.632	94.385
7	9:37:17.598	**58.918**	18.982	22.649	17.287	96.976
8	9:38:15.528	**57.930**			**17.165**	97.399

(93) Michael OSBORNE Jnr

Lap	Time of Day	Lap Tm	S1	S2	S3	SFSpd
1	9:28:58.364			31.368	22.130	**93.595**
2	9:30:05.542	**1:07.178**	**21.786**	**24.968**	20.424	84.412
3	9:31:14.081	**1:08.539**	22.286	26.270	**19.983**	87.837
4	9:32:35.784	**1:21.703**	22.091	30.693	28.919	27.548

(92) Michael OSBORNE Snr

Lap	Time of Day	Lap Tm	S1	S2	S3	SFSpd
1	9:28:56.897			30.464	20.332	83.989
2	9:30:04.249	**1:07.352**	**21.463**	**25.511**	20.378	82.849
3	9:31:14.100	**1:09.851**	22.923	26.223	20.705	82.442
4	9:32:26.563	**1:12.463**	23.379	28.654	20.430	**84.946**
5	9:33:36.021	**1:09.458**	23.233	26.456	**19.769**	81.343
6	9:34:54.025	**1:18.004**	23.985	27.703	26.316	27.458

Clerk of the Course : **Orbits**

Sig : **Time :**

Chief Timekeeper : Ian Sharp (SMART Timing)

Results available at www.smart-timing.co.uk and www.speedhive.com

Printed: 24/08/2020 10:10:23

SMART Timing

Knockhill Racing Circuit

RR-S Rolling Road Services · Turbosmart · Whiteline · Strathearn pest control · AET Turbos · FMIC.eu Performance · ECU Master · Toyo Tires driven to perform · AA Augustus Autos · Nolathane

SUPER LAP SCOTLAND

KNOCKHILL MOTOR SPORTS CLUB

Bulletin No._____

Super Lap Scotland - Round 3

Sorted on best lap time

Super Lap Scotland — **Knockhill 1.267 miles**

Warm Up - Overall — **23/08/2020 09:15**

Practice (10:00 Time) started at 9:13:38

Pos	No.	Name	Make/Model	Class Code	Laps	Best Tm	Diff	Best Speed	2nd Best
1	66	**Frazer HUNTLY**	Nissan Silva 200SX	SLS-B	7	**54.471**		83.730	56.122
2	98	**Matthew LAWSON**	Subaru Impreza	SLS-P	7	**54.744**	0.273	83.312	55.269
3	76	**Robbie WYPER**	Mitsubishi Evo 8 MR	SLS-B	10	**54.992**	0.521	82.936	55.014
4	39	**Francis SIMPSON**	Honda Civic	SLS-C	9	**55.650**	1.179	81.956	55.844
5	61	**Andy CLOTWORTHY**	Subaru Impreza	SLS-B	9	**56.040**	1.569	81.385	56.088
6	10	**Nev WOOD**	Ariel Atom	SLS-P	7	**56.184**	1.713	81.177	59.309
7	64	**Sean MARTIN**	Honda Civic Type R	SLS-E	9	**57.868**	3.397	78.815	57.978
8	173	**David BROWN**	TVR Griffith	SLS-C	8	**57.930**	3.459	78.730	58.085
9	47	**Fraser McNEILL**	Honda Civic	SLS-E	8	**58.389**	3.918	78.111	59.081
10	333	**Andrew NAPIER**	Honda Civic Type R	SLS-E	9	**59.423**	4.952	76.752	59.556
11	14	**Michael IMRIE**	Renault Clio 197	SLS-F	9	**1:00.490**	6.019	75.398	1:00.815
12	144	**Donnie McLEOD**	Renault Clio 172	SLS-F	9	**1:00.819**	6.348	74.990	1:00.915
13	716	**Tom LOCKHART**	Renault Clio 172	SLS-F	8	**1:01.257**	6.786	74.454	1:01.596
14	85	**David JOYCE**	Renault Clio 182	SLS-F	9	**1:01.961**	7.490	73.608	1:02.115
15	814	**Niall CAMPBELL**	Honda Civic Type R	SLS-E	7	**1:02.359**	7.888	73.138	1:02.952
16	101	**Jonathan ADAMS**	Renault Clio	SLS-F	9	**1:02.481**	8.010	72.996	1:02.599
17	86	**Adam MORRISON**	Mini Cooper	SLS-G	7	**1:02.546**	8.075	72.920	1:02.569
18	134	**Hamish KINLOCH**	Toyota Corolla	Guest	9	**1:02.650**	8.179	72.799	1:02.793
19	38	**Sean HISLOP**	Renault Clio 197	SLS-F	8	**1:02.745**	8.274	72.689	1:03.923
20	392	**Phillip TAYLOR**	Renault Clio	SLS-F	8	**1:02.941**	8.470	72.462	1:03.023
21	190	**Henry SIMMONS**	Mazda MX5	SLS-E	9	**1:03.104**	8.633	72.275	1:03.553
22	15	**Craig WALLACE**	Peugeot 106 Xsi	SLS-F	8	**1:03.424**	8.953	71.910	1:04.160
23	123	**David WALLACE**	Mazda MX5 Mk1	SLS-E	9	**1:03.449**	8.978	71.882	1:03.459
24	42	**Alex MILNE**	Renault Megane RS	SLS-F	8	**1:04.444**	9.973	70.772	1:04.830
25	58	**Stewart McCRACKEN**	Triumph TR8	SLS-E	9	**1:07.049**	12.578	68.022	1:07.773
26	93	**Michael OSBORNE Jnr**	Mitsubishi Evo6	SLS-C	4	**1:07.178**	12.707	67.892	1:08.539
27	92	**Michael OSBORNE Snr**	Mitsubishi Evo5	SLS-C	6	**1:07.352**	12.881	67.716	1:09.458

Clerk of the Course : **Orbits**

Sig : **Time :**

Chief Timekeeper : Ian Sharp (SMART Timing)

Results available at www.smart-timing.co.uk and www.speedhive.com

Printed: 24/08/2020 14:57:23

KNOCKHILL Racing Circuit

Bulletin No.____

Super Lap Scotland - Round 3

Sorted on best lap time

Super Lap Scotland — **Knockhill 1.267 miles**

Warm Up - Overall — **23/08/2020 09:15**

Practice (10:00 Time) started at 9:13:38

Pos	No.	Name	Make/Model	Class Code	Laps	Best Tm	Diff	Best Speed	2nd Best
Super Lap Scotland (B)									
1	66	Frazer HUNTLY	Nissan Silva 200SX	SLS-B	7	54.471		83.730	56.122
2	76	Robbie WYPER	Mitsubishi Evo 8 MR	SLS-B	10	54.992	0.521	82.936	55.014
3	61	Andy CLOTWORTHY	Subaru Impreza	SLS-B	9	56.040	1.569	81.385	56.088
Super Lap Scotland (C)									
1	39	Francis SIMPSON	Honda Civic	SLS-C	9	55.650		81.956	55.844
2	173	David BROWN	TVR Griffith	SLS-C	8	57.930	2.280	78.730	58.085
3	93	Michael OSBORNE Jnr	Mitsubishi Evo6	SLS-C	4	1:07.178	11.528	67.892	1:08.539
4	92	Michael OSBORNE Snr	Mitsubishi Evo5	SLS-C	6	1:07.352	11.702	67.716	1:09.458
Super Lap Scotland (E)									
1	64	Sean MARTIN	Honda Civic Type R	SLS-E	9	57.868		78.815	57.978
2	47	Fraser McNEILL	Honda Civic	SLS-E	8	58.389	0.521	78.111	59.081
3	333	Andrew NAPIER	Honda Civic Type R	SLS-E	9	59.423	1.555	76.752	59.556
4	814	Niall CAMPBELL	Honda Civic Type R	SLS-E	7	1:02.359	4.491	73.138	1:02.952
5	190	Henry SIMMONS	Mazda MX5	SLS-E	9	1:03.104	5.236	72.275	1:03.553
6	123	David WALLACE	Mazda MX5 Mk1	SLS-E	9	1:03.449	5.581	71.882	1:03.459
7	58	Stewart McCRACKEN	Triumph TR8	SLS-E	9	1:07.049	9.181	68.022	1:07.773
Super Lap Scotland (F)									
1	14	Michael IMRIE	Renault Clio 197	SLS-F	9	1:00.490		75.398	1:00.815
2	144	Donnie McLEOD	Renault Clio 172	SLS-F	9	1:00.819	0.329	74.990	1:00.915
3	716	Tom LOCKHART	Renault Clio 172	SLS-F	8	1:01.257	0.767	74.454	1:01.596
4	85	David JOYCE	Renault Clio 182	SLS-F	9	1:01.961	1.471	73.608	1:02.115
5	101	Jonathan ADAMS	Renault Clio	SLS-F	9	1:02.481	1.991	72.996	1:02.599
6	38	Sean HISLOP	Renault Clio 197	SLS-F	8	1:02.745	2.255	72.689	1:03.923
7	392	Phillip TAYLOR	Renault Clio	SLS-F	8	1:02.941	2.451	72.462	1:03.023
8	15	Craig WALLACE	Peugeot 106 Xsi	SLS-F	8	1:03.424	2.934	71.910	1:04.160
9	42	Alex MILNE	Renault Megane RS	SLS-F	8	1:04.444	3.954	70.772	1:04.830
Super Lap Scotland (G)									
1	86	Adam MORRISON	Mini Cooper	SLS-G	7	1:02.546		72.920	1:02.569
2	134	Hamish KINLOCH	Toyota Corolla	Guest	9	1:02.650	0.104	72.799	1:02.793
Super Lap Scotland (Pro)									
1	98	Matthew LAWSON	Subaru Impreza	SLS-P	7	54.744		83.312	55.269
2	10	Nev WOOD	Ariel Atom	SLS-P	7	56.184	1.440	81.177	59.309

Clerk of the Course : **Orbits**

Sig : **Time :**

Chief Timekeeper : Ian Sharp (SMART Timing)

Results available at www.smart-timing.co.uk and www.speedhive.com

Printed: 24/08/2020 14:57:50

Bulletin No.____

Super Lap Scotland - Round 3

Sorted on best lap time

DDMC Northern Saloon & Sports Car Championship — **Knockhill 1.267 miles**

Free Practice — **23/08/2020 09:50**

Practice (10:00 Time) started at 9:41:16

Pos	No.	Name	Make/Model	Class Code	Laps	Best Tm	Diff	Best Speed	2nd Best
1	53	Neil FINNIGHAN	Caterham R400	A1	9	56.302		81.007	56.417
2	8	Steve SWALEY	Honda Civic	C	10	57.619	1.317	79.155	57.952
3	31	Gary BOWERS	BMW M135	B	10	57.647	1.345	79.117	58.371
4	1	Mark LEYBOURNE	Westfield FW	A2	10	58.112	1.810	78.484	58.386
5	64	Stevie McNAB	Renault Clio 172	C	9	59.439	3.137	76.731	59.674
6	99	David BREWIS	Westfield SEiW	A2	7	59.528	3.226	76.617	59.961
7	9	John JOHNSON	Ginetta G20	E	10	1:02.191	5.889	73.336	1:02.264
8	88	Martin WHITEHOUSE	BMW Compact	B	10	1:02.299	5.997	73.209	1:02.387
9	33	Simon BAKER	Ford Fiesta Mk2	D	9	1:03.072	6.770	72.312	1:03.995
10	46	Ian HUMPISH	Ford Focus	B	9	1:04.186	7.884	71.057	1:04.599
11	30	Paul LIGHTBURN	BMW E36 318is	B	7	1:04.309	8.007	70.921	1:04.841
12	101	Stewart MIDDLETON	BMW E36 328	B	9	1:04.397	8.095	70.824	1:05.150
13	54	Andrew MORRISON	Seat Leon Cupra	A1	5	1:06.383	10.081	68.705	1:07.118
14	55	Tom BOWES	Vauxhall Corsa	C	9	1:06.990	10.688	68.082	1:07.413

Clerk of the Course : **Orbits**

Sig : **Time :**

Chief Timekeeper : Ian Sharp (SMART Timing)

Results available at www.smart-timing.co.uk and www.speedhive.com

Printed: 24/08/2020 09:51:50

Super Lap Scotland - Round 3

DDMC Northern Saloon & Sports Car Championship

Knockhill 1.267 miles

Free Practice

23/08/2020 09:50

Practice (10:00 Time) started at 9:41:16

(53) Neil FINNIGHAN

Lap	Time of Day	Lap Tm	S1	S2	S3	SFSpd
1	9:43:01.821			34.424	24.910	62.194
2	9:44:23.829	**1:22.008**	27.246	29.045	25.717	58.405
3	9:45:38.089	**1:14.260**	24.000	27.669	22.591	103.882
4	9:46:36.296	**58.207**	19.686	21.902	16.619	105.349
5	9:47:32.968	**56.672**	18.686	21.801	16.185	**105.681**
6	9:48:29.270	**56.302**	18.651	**21.516**	**16.135**	105.515
7	9:49:25.687	**56.417**	**18.391**	21.663	16.363	104.529
8	9:50:33.012	**1:07.325**	20.385	25.722	21.218	78.765
9	9:52:05.246	**1:32.234**	33.013	30.207	29.014	30.093

(8) Steve SWALEY

Lap	Time of Day	Lap Tm	S1	S2	S3	SFSpd
1	9:42:45.352				20.598	87.952
2	9:43:46.773	**1:01.421**			17.356	95.595
3	9:44:47.589	**1:00.816**			17.343	96.143
4	9:45:46.455	**58.866**			17.576	95.323
5	9:46:44.407	**57.952**			16.931	94.518
6	9:47:42.026	**57.619**			**16.928**	**96.836**
7	9:48:40.344	**58.318**			17.062	95.595
8	9:49:38.563	**58.219**			17.440	95.868
9	9:50:37.569	**59.006**			17.224	91.802
10	9:52:03.435	**1:25.866**	**22.482**	**31.985**	31.399	28.630

(31) Gary BOWERS

Lap	Time of Day	Lap Tm	S1	S2	S3	SFSpd
1	9:42:26.905			26.753	20.563	86.146
2	9:43:27.043	**1:00.138**	19.935	22.423	17.780	94.919
3	9:44:26.145	**59.102**	19.239	22.739	17.124	98.111
4	9:45:25.094	**58.949**	19.781	22.121	17.047	**98.543**
5	9:46:25.108	**1:00.014**	19.229	23.470	17.315	98.398
6	9:47:23.479	**58.371**	19.136	22.296	**16.939**	98.543
7	9:48:21.126	**57.647**	**18.653**	21.963	17.031	96.697
8	9:49:20.010	**58.884**	18.805	**21.886**	18.193	97.824
9	9:50:18.777	**58.767**	18.970	22.484	17.313	96.558
10	9:51:18.042	**59.265**	18.870	23.287	17.108	98.111

(1) Mark LEYBOURNE

Lap	Time of Day	Lap Tm	S1	S2	S3	SFSpd
1	9:42:38.383			28.066	20.906	88.299
2	9:43:40.503	**1:02.120**	20.918	23.643	17.559	97.117
3	9:44:43.569	**1:03.066**			17.110	95.459
4	9:45:43.156	**59.587**		23.142	17.030	96.836
5	9:46:42.403	**59.247**	19.595	22.593	17.059	97.117
6	9:47:40.789	**58.386**	19.092	22.414	**16.880**	**97.257**
7	9:48:39.740	**58.951**	19.397	22.460	17.094	96.558
8	9:49:37.852	**58.112**	**18.941**	**21.926**	17.245	97.257
9	9:50:36.496	**58.644**	19.191	22.388	17.065	97.117
10	9:51:35.844	**59.348**	20.105	22.244	16.999	96.976

(64) Stevie McNAB

Lap	Time of Day	Lap Tm	S1	S2	S3	SFSpd
1	9:42:36.127			27.597	20.077	88.649
2	9:43:36.786	**1:00.659**	20.092	22.675	17.892	89.120
3	9:44:48.731	**1:11.945**	28.491	24.454	19.000	88.183
4	9:45:48.405	**59.674**	19.664	**22.241**	**17.769**	89.002
5	9:46:47.844	**59.439**	**19.150**	22.300	17.989	89.358
6	9:47:56.934	**1:09.090**	21.611	25.648	21.831	33.722
7	9:49:37.402	**1:40.468**	55.628	24.285	20.555	**90.198**
8	9:50:40.477	**1:03.075**	20.310	22.713	20.052	87.722
9	9:51:50.663	**1:10.186**	23.676	26.031	20.479	75.657

(99) David BREWIS

Lap	Time of Day	Lap Tm	S1	S2	S3	SFSpd
1	9:42:50.829				23.166	88.183
2	9:43:57.191	**1:06.362**			18.795	94.785
3	9:45:01.888	**1:04.697**			18.336	93.726
4	9:46:01.849	**59.961**			**17.515**	**98.688**
5	9:47:03.270	**1:01.421**			18.165	96.419
6	9:48:02.798	**59.528**				97.399
7	9:49:09.610	**1:06.812**			25.312	24.244

(9) John JOHNSON

Lap	Time of Day	Lap Tm	S1	S2	S3	SFSpd
1	9:42:46.338			30.687	21.029	83.260
2	9:43:49.580	**1:03.242**	20.826	23.944	18.472	86.590
3	9:44:54.484	**1:04.904**	21.044	24.624	19.236	66.575
4	9:46:00.756	**1:06.272**	23.035	23.705	19.532	62.776
5	9:47:04.904	**1:04.148**	21.689	23.695	18.764	**89.239**
6	9:48:07.168	**1:02.264**	**20.126**	23.606	18.532	86.814
7	9:49:09.740	**1:02.572**	20.174	23.687	18.711	78.857
8	9:50:13.171	**1:03.431**	20.694	24.274	18.463	86.479
9	9:51:15.362	**1:02.191**	20.327	23.855	**18.009**	86.257
10	9:52:22.086	**1:06.724**	20.330	**23.595**	22.799	14.943

(88) Martin WHITEHOUSE

Lap	Time of Day	Lap Tm	S1	S2	S3	SFSpd
1	9:42:39.800			28.199	21.602	81.441
2	9:43:44.483	**1:04.683**	20.785	24.964	18.934	84.946
3	9:44:49.734	**1:05.251**	21.668	25.036	18.547	85.815
4	9:45:52.913	**1:03.179**	20.342	24.252	18.585	85.925
5	9:46:55.755	**1:02.842**	20.509	24.226	**18.107**	**86.590**
6	9:47:58.054	**1:02.299**	**19.890**	24.073	18.336	84.946
7	9:49:00.515	**1:02.461**	19.995	24.007	18.459	85.596
8	9:50:02.902	**1:02.387**	19.979	24.050	18.358	85.054
9	9:51:05.728	**1:02.826**	20.340	**23.769**	18.717	84.946
10	9:52:15.175	**1:09.447**	19.926	24.585	24.936	28.938

(33) Simon BAKER

Lap	Time of Day	Lap Tm	S1	S2	S3	SFSpd
1	9:42:35.414				23.041	58.712
2	9:43:46.844	**1:11.430**			22.140	73.502
3	9:44:55.410	**1:08.566**	22.434	25.232	20.900	77.671
4	9:45:59.426	**1:04.016**			19.266	78.214
5	9:47:04.737	**1:05.311**			19.461	**81.146**
6	9:48:08.732	**1:03.995**			19.117	80.272
7	9:49:11.804	**1:03.072**			**18.933**	80.368
8	9:50:16.089	**1:04.285**	**21.140**	**23.927**	19.218	79.606
9	9:51:20.459	**1:04.370**			19.131	80.561

(46) Ian HUMPISH

Lap	Time of Day	Lap Tm	S1	S2	S3	SFSpd
1	9:42:49.863			30.891	23.320	81.938
2	9:43:59.470	**1:09.607**	22.523	27.124	19.960	85.925
3	9:45:07.015	**1:07.545**	22.711	25.512	19.322	86.146
4	9:46:12.407	**1:05.392**	21.508	25.066	18.818	86.035
5	9:47:16.593	**1:04.186**	**20.950**	**24.592**	**18.644**	85.925
6	9:48:21.192	**1:04.599**	21.024	24.595	18.980	86.368
7	9:49:30.353	**1:09.161**	21.796	25.723	21.642	80.368
8	9:50:35.042	**1:04.689**	21.216	24.689	18.784	**86.927**
9	9:51:55.125	**1:20.083**	27.003	27.365	25.715	23.933

(30) Paul LIGHTBURN

Lap	Time of Day	Lap Tm	S1	S2	S3	SFSpd
1	9:43:02.354			32.629	23.848	73.102
2	9:44:12.072	**1:09.718**	22.767	25.630	21.321	77.941
3	9:45:18.429	**1:06.357**	21.229	24.856	20.272	83.157
4	9:46:24.607	**1:06.178**	22.530	24.367	**19.281**	83.885
5	9:47:28.916	**1:04.309**	20.885	**23.960**	19.464	**84.839**
6	9:48:33.757	**1:04.841**	**20.634**	24.212	19.995	83.157
7	9:49:49.885	**1:16.128**	21.148	24.630	30.350	18.930

(101) Stewart MIDDLETON

Lap	Time of Day	Lap Tm	S1	S2	S3	SFSpd
1	9:42:30.415			27.965	20.837	86.814
2	9:43:39.812	**1:09.397**	22.435	26.725	20.237	87.153
3	9:44:51.115	**1:11.303**			20.847	**89.120**
4	9:45:57.124	**1:06.009**		25.248	19.416	88.068
5	9:47:04.763	**1:07.639**	20.988	24.874	21.777	69.977
6	9:48:11.149	**1:06.386**	22.802	24.313	19.271	88.649
7	9:49:16.299	**1:05.150**	21.342	24.391	19.417	89.002
8	9:50:20.696	**1:04.397**	21.544	**23.658**	**19.195**	88.649

Clerk of the Course :

Orbits

Sig : **Time :**

Chief Timekeeper : Ian Sharp (SMART Timing)

Results available at www.smart-timing.co.uk and www.speedhive.com

Printed: 24/08/2020 09:53:05

Super Lap Scotland - Round 3

DDMC Northern Saloon & Sports Car Championship

Knockhill 1.267 miles

Free Practice

23/08/2020 09:50

Practice (10:00 Time) started at 9:41:16

Lap	Time of Day	Lap Tm	S1	S2	S3	SFSpd
9	9:51:29.923	**1:09.227**	**20.455**	24.514	24.258	26.940

(54) Andrew MORRISON

Lap	Time of Day	Lap Tm	S1	S2	S3	SFSpd
1	9:42:58.380				22.197	84.946
2	9:44:07.399	**1:09.019**	**23.041**	**26.273**	19.705	92.562
3	9:45:14.517	**1:07.118**			19.657	93.988
4	9:46:20.900	**1:06.383**			**19.276**	**97.967**
5	9:47:32.581	**1:11.681**			25.333	29.433

(55) Tom BOWES

Lap	Time of Day	Lap Tm	S1	S2	S3	SFSpd
1	9:42:49.748				23.838	74.152
2	9:44:02.348	**1:12.600**				**88.416**
3	9:45:17.482	**1:15.134**				87.837
4	9:46:28.373	**1:10.891**			20.014	87.380
5	9:47:37.023	**1:08.650**				88.183
6	9:48:46.871	**1:09.848**			19.383	88.068
7	9:49:53.861	**1:06.990**			**19.166**	87.040
8	9:51:01.274	**1:07.413**				87.722
9	9:52:18.913	**1:17.639**			28.081	17.269

Clerk of the Course : **Orbits**

Sig : **Time :**

Chief Timekeeper : Ian Sharp (SMART Timing)

Results available at www.smart-timing.co.uk and www.speedhive.com

Printed: 24/08/2020 09:53:05

Bulletin No.____

Super Lap Scotland - Round 3

Sorted on best lap time

ModSports / Supersports / SRS — **Knockhill 1.267 miles**

Qualifying — **23/08/2020 10:05**

Practice (15:00 Time) started at 9:54:17

Pos	No.	Name	Make/Model	Class Code	Laps	Best Tm	Diff	Best Speed	2nd Best
1	77	Stewart ROBB	TVR Tuscan	A1	16	52.854		86.291	52.996
2	62	Paul RANKIN	Westfield Aero	A3	14	54.908	2.054	83.063	55.289
3	18	Damien McKAY	Westfield FW	A2	12	55.600	2.746	82.029	55.718
4	93	Michael OSBORNE Jnr	Mitsubishi Evo6	SLS-C	6	57.012	4.158	79.998	58.024
5	51	Roddie PATERSON	Caterham C400	A2	3	57.876	5.022	78.804	1:24.944
6	92	Michael OSBORNE Snr	Mitsubishi Evo5	SLS-C	7	58.960	6.106	77.355	59.102
7	2	Natalie COWIE	Mini Cooper S	C2	14	1:01.828	8.974	73.767	1:02.150
8	86	Adam MORRISON	Mini Cooper	C3	10	1:02.363	9.509	73.134	1:02.501
9	40	David MUIR	VW Polo	C2	9	1:02.616	9.762	72.838	1:02.789
10	69	Nathan DICKINSON	BMW 318S	C2	10	1:03.128	10.274	72.247	1:03.601
11	132	Suzanne BUIST	Mini Cooper S	C2	9	1:08.097	15.243	66.976	1:08.352
12	13	Keith COWIE	Seat Cupra	C2				-	
13	79	Paul BRYDON	Solution F BMW M3	A1				-	

Clerk of the Course : **Orbits**

Sig : **Time :**

Chief Timekeeper : Ian Sharp (SMART Timing)

Results available at www.smart-timing.co.uk and www.speedhive.com

Printed: 24/08/2020 09:56:52

RR-S Building Materials Supplies · Turbosmart · Whiteline · Strathearn pest control · AET Turbos · FMIC.eu Performance · ECU Master · Toyo Tires driven to perform · Augustus Autos · Nolathane

MODSPORTS

KNOCKHILL MOTOR SPORTS CLUB

Bulletin No._____

Super Lap Scotland - Round 3

ModSports / Supersports / SRS

Knockhill 1.267 miles

Qualifying

23/08/2020 10:05

Practice (15:00 Time) started at 9:54:17

(77) Stewart ROBB

Lap	Time of Day	Lap Tm	S1	S2	S3	SFSpd
1	9:55:33.331			26.080	18.854	102.611
2	9:56:31.655	**58.324**			16.308	109.832
3	9:57:27.280	**55.625**	18.421	21.359	15.845	111.474
4	9:58:20.939	**53.659**	17.637	20.345	15.677	111.290
5	9:59:14.997	**54.058**			16.073	**112.786**
6	10:00:08.317	**53.320**		20.368	**15.393**	112.408
7	10:01:10.787	**1:02.470**	18.627	25.320	18.523	98.254
8	10:02:07.144	**56.357**	19.238	21.083	16.036	110.556
9	10:03:00.648	**53.504**	17.348	20.368	15.788	111.290
10	10:03:55.768	**55.120**	17.359	20.355	17.406	110.922
11	10:04:48.622	**52.854**	**17.295**	20.093	15.466	112.597
12	10:05:48.651	**1:00.029**	18.986	23.166	17.877	90.442
13	10:06:47.891	**59.240**	19.955	22.159	17.126	95.595
14	10:07:44.282	**56.391**	19.471	21.367	15.553	112.597
15	10:08:37.278	**52.996**	17.307	**20.030**	15.659	110.374
16	10:09:35.404	**58.126**	18.516	22.669	16.941	95.053

(62) Paul RANKIN

Lap	Time of Day	Lap Tm	S1	S2	S3	SFSpd
1	9:55:36.881			26.814	19.630	91.055
2	9:56:39.608	**1:02.727**			17.361	99.863
3	9:57:35.939	**56.331**			16.692	102.454
4	9:58:32.050	**56.111**	18.170	20.915	17.026	102.926
5	9:59:26.958	**54.908**	**17.731**	20.724	16.453	103.242
6	10:00:22.344	**55.386**	17.882	20.747	16.757	102.142
7	10:01:17.633	**55.289**	18.507	**20.590**	**16.192**	**104.043**
8	10:02:13.385	**55.752**	18.169	20.780	16.803	100.310
9	10:03:13.019	**59.634**	18.432	23.482	17.720	103.882
10	10:04:08.579	**55.560**	18.001	21.084	16.475	102.454
11	10:05:15.610	**1:07.031**	19.335	27.387	20.309	83.363
12	10:06:16.999	**1:01.389**	20.592	22.928	17.869	103.721
13	10:07:12.549	**55.550**	17.793	21.278	16.479	102.768
14	10:08:17.720	**1:05.171**	19.352	23.151	22.668	26.843

(18) Damien McKAY

Lap	Time of Day	Lap Tm	S1	S2	S3	SFSpd
1	9:55:44.307			29.065	20.589	95.053
2	9:56:43.622	**59.315**	19.922	22.000	17.393	97.540
3	9:57:41.430	**57.808**	19.223	21.335	17.250	97.117
4	9:58:38.301	**56.871**	18.648	21.284	16.939	**98.398**
5	9:59:34.497	**56.196**	18.359	20.875	16.962	97.967
6	10:00:31.034	**56.537**	18.471	21.158	16.908	97.824
7	10:01:28.216	**57.182**	18.232	21.790	17.160	98.398
8	10:02:25.539	**57.323**	**18.105**	21.852	17.366	97.540
9	10:03:22.042	**56.503**	18.435	21.244	16.824	97.540
10	10:04:17.760	**55.718**	18.347	20.861	**16.510**	97.824
11	10:05:13.360	**55.600**	18.150	**20.745**	16.705	98.398
12	10:06:27.498	**1:14.138**	21.447	26.176	26.515	30.201

(93) Michael OSBORNE Jnr

Lap	Time of Day	Lap Tm	S1	S2	S3	SFSpd
1	9:55:50.749			29.872	21.646	85.379
2	9:56:58.930	**1:08.181**	22.911	25.297	19.973	89.957
3	9:58:04.245	**1:05.315**	22.609	25.124	17.582	100.460
4	9:59:02.269	**58.024**	19.017	22.180	**16.827**	**101.524**
5	9:59:59.281	**57.012**	**18.408**	**21.596**	17.008	101.066
6	10:01:32.034	**1:32.753**	24.626	36.378	31.749	28.581

(51) Roddie PATERSON

Lap	Time of Day	Lap Tm	S1	S2	S3	SFSpd
1	9:55:32.090			25.657	19.833	94.252
2	9:56:29.966	**57.876**	**19.605**	**21.535**	**16.736**	**102.454**
3	9:57:54.910	**1:24.944**			28.172	32.767

(92) Michael OSBORNE Snr

Lap	Time of Day	Lap Tm	S1	S2	S3	SFSpd
1	9:55:46.909			28.898	21.787	90.686
2	9:56:55.451	**1:08.542**	24.163	24.925	19.454	94.919
3	9:57:55.014	**59.563**	19.623	22.637	17.303	96.419
4	9:58:54.121	**59.107**	19.521	22.329	**17.257**	**98.111**
5	9:59:53.081	**58.960**	**19.231**	22.452	17.277	97.399
6	10:00:52.183	**59.102**	19.362	**22.293**	17.447	96.419
7	10:02:22.283	**1:30.100**	22.248	33.831	34.021	17.063

(2) Natalie COWIE

Lap	Time of Day	Lap Tm	S1	S2	S3	SFSpd
1	9:55:41.001			28.737	19.917	85.815
2	9:56:43.766	**1:02.765**	20.416	23.477	18.872	85.162
3	9:57:46.573	**1:02.807**	20.409	23.344	19.054	84.732
4	9:58:48.907	**1:02.334**	20.102	23.473	18.759	84.839
5	10:00:03.404	**1:14.497**	22.394	31.795	20.308	86.590
6	10:01:06.205	**1:02.801**	20.543	23.640	**18.618**	84.839
7	10:02:08.033	**1:01.828**	**20.007**	**22.979**	18.842	84.306
8	10:03:25.396	**1:17.363**	22.907	32.508	21.948	**87.040**
9	10:04:27.602	**1:02.206**	20.121	23.446	18.639	85.054
10	10:05:29.752	**1:02.150**	20.077	23.284	18.789	84.625
11	10:06:43.844	**1:14.092**	22.290	28.722	23.080	55.784
12	10:07:57.183	**1:13.339**	26.716	27.588	19.035	85.379
13	10:09:01.885	**1:04.702**	20.291	23.619	20.792	77.851
14	10:10:15.274	**1:13.389**	22.482	26.925	23.982	29.394

(86) Adam MORRISON

Lap	Time of Day	Lap Tm	S1	S2	S3	SFSpd
1	9:55:33.802			26.359	20.160	75.233
2	9:56:41.532	**1:07.730**			19.518	75.657
3	9:57:44.033	**1:02.501**			19.375	74.813
4	9:58:53.121	**1:09.088**	20.463	25.347	23.278	76.782
5	9:59:58.204	**1:05.083**	20.948	23.826	20.309	76.345
6	10:01:08.523	**1:10.319**	23.263	25.135	21.921	77.047
7	10:02:11.628	**1:03.105**	**20.112**	23.509	19.484	76.259
8	10:03:27.993	**1:16.365**	22.346	31.235	22.784	**77.224**
9	10:04:30.356	**1:02.363**	20.141	**23.032**	**19.190**	76.259
10	10:05:47.253	**1:16.897**	24.138	27.269	25.490	26.535

(40) David MUIR

Lap	Time of Day	Lap Tm	S1	S2	S3	SFSpd
1	9:56:07.223			25.487	19.556	**90.320**
2	9:57:09.839	**1:02.616**	20.543	**23.412**	**18.661**	89.358
3	9:58:12.628	**1:02.789**	20.637	23.416	18.736	89.239
4	9:59:15.937	**1:03.309**			18.950	89.957
5	10:00:19.986	**1:04.049**		23.576	19.901	82.240
6	10:01:24.184	**1:04.198**	21.236	23.795	19.167	89.957
7	10:02:27.387	**1:03.203**	20.210	24.256	18.737	89.957
8	10:03:31.522	**1:04.135**	**20.180**	23.753	20.202	72.392
9	10:04:56.144	**1:24.622**	24.052	30.194	30.376	20.497

(69) Nathan DICKINSON

Lap	Time of Day	Lap Tm	S1	S2	S3	SFSpd
1	9:56:10.710			29.145	52.477	59.493
2	9:57:17.185	**1:06.475**	22.313	24.535	19.627	83.363
3	9:58:51.281	**1:34.096**	20.217	**23.597**	50.282	20.497
4	10:02:51.022	**3:59.741**	3:13.529	26.022	20.190	81.146
5	10:03:57.142	**1:06.120**	20.940	24.332	20.848	83.054
6	10:05:03.734	**1:06.592**	21.702	25.421	19.469	84.095
7	10:06:07.360	**1:03.626**	20.140	24.014	19.472	85.054
8	10:07:10.488	**1:03.128**	**20.080**	23.641	19.407	**86.146**
9	10:08:15.725	**1:05.237**	20.372	25.746	**19.119**	83.467
10	10:09:19.326	**1:03.601**	20.351	23.753	19.497	85.379

(132) Suzanne BUIST

Lap	Time of Day	Lap Tm	S1	S2	S3	SFSpd
1	9:55:45.800			29.002	22.983	80.081
2	9:56:58.144	**1:12.344**	24.460	27.243	20.641	82.645
3	9:58:07.071	**1:08.927**	22.795	25.601	20.531	82.645
4	9:59:15.423	**1:08.352**			**19.797**	**82.951**
5	10:00:23.520	**1:08.097**		**25.306**	20.086	81.146
6	10:01:36.351	**1:12.831**	23.429	27.503	21.899	76.782
7	10:02:46.837	**1:10.486**	23.799	26.523	20.164	82.645
8	10:03:55.560	**1:08.723**	**22.575**	25.855	20.293	81.739
9	10:05:13.280	**1:17.720**	22.730	28.185	26.805	26.546

Clerk of the Course :

Orbits

Sig : **Time :**

Chief Timekeeper : Ian Sharp (SMART Timing)

Results available at www.smart-timing.co.uk and www.speedhive.com

Printed: 24/08/2020 09:57:45

SMART Timing

KNOCKHILL Racing Circuit

Super Lap Scotland - Round 3

ModSports / Supersports / SRS — **Knockhill 1.267 miles**

Race 1 - AMENDED GRID — **23/08/2020 14:15**

Race (15:00 and 1 Laps) started at 14:40:54

POLE POSITION

2	62 Paul RANKIN 54.908	1	77 Stewart ROBB 52.854
4	51 Roddie PATERSON 57.876	3	18 Damien McKAY 55.600
6	86 Adam MORRISON 1:02.363	5	2 Natalie COWIE 1:01.828
8	69 Nathan DICKINSON 1:03.128	7	40 David MUIR 1:02.616
10	13 Keith COWIE	9	132 Suzanne BUIST 1:08.097
		11	79 Paul BRYDON

Car No.79 - Added to back of Grid

Clerk of the Course : **Orbits**

Sig : **Time :**

Chief Timekeeper : Ian Sharp (SMART Timing)

Results available at www.smart-timing.co.uk and www.speedhive.com

Printed: 24/08/2020 09:58:54

Super Lap Scotland - Round 3

ModSports / Supersports / SRS — **Knockhill 1.267 miles**

Race 2 - AMENDED GRID — **23/08/2020 16:25**

Race (15:00 and 1 Laps) started at 16:34:34

POLE POSITION

2 62 Paul RANKIN 54.908	1 77 Stewart ROBB 52.854	1
4 93 Michael OSBORNE Jnr 57.012	3 18 Damien McKAY 55.600	2
6 92 Michael OSBORNE Snr 58.960	5 51 Roddie PATERSON 57.876	3
8 86 Adam MORRISON 1:02.363	7 2 Natalie COWIE 1:01.828	4
10 69 Nathan DICKINSON 1:03.128	9 40 David MUIR 1:02.616	5
12 13 Keith COWIE	11 132 Suzanne BUIST 1:08.097	6
	13 79 Paul BRYDON	7

Car No.79 - Added to back of Grid

Clerk of the Course : **Orbits**

Sig : **Time :**

Chief Timekeeper : Ian Sharp (SMART Timing)

Results available at www.smart-timing.co.uk and www.speedhive.com

Printed: 24/08/2020 09:59:41

JUNIOR SALOON CAR CHAMPIONSHIP

SUPER LAP SCOTLAND

KNOCKHILL MOTOR SPORTS CLUB

Bulletin No._____

Super Lap Scotland - Round 3

Sorted on best lap time

BARC Junior Saloon Championship — **Knockhill 1.267 miles**

Qualifying — **23/08/2020 10:25**

Practice (20:00 Time) started at 10:13:05

Pos	No.	Name	Make/Model	Class Code	Laps	Best Tm	Diff	Best Speed	2nd Best
1	298	Lewis SAUNDERS	Citroen Saxo VTR	JSCC	19	1:03.618		71.691	1:03.648
2	12	Alex SOLLEY	Citroen Saxo VTR	JSCC	11	1:03.770	0.152	71.520	1:04.048
3	55	Charlie HAND	Citroen Saxo VTR	JSCC	19	1:03.802	0.184	71.484	1:03.956
4	86	Benjamin GREENHILL	Citroen Saxo VTR	JSCC	17	1:04.067	0.449	71.189	1:04.206
5	22	Ashley GREGORY	Citroen Saxo VTR	JSCC	19	1:04.084	0.466	71.170	1:04.144
6	8	Harry RICE	Citroen Saxo VTR	JSCC	18	1:04.213	0.595	71.027	1:04.221
7	40	Matthew CRIPPS	Citroen Saxo VTR	JSCC	19	1:04.270	0.652	70.964	1:04.355
8	147	Molly DODD	Citroen Saxo VTR	JSCC	18	1:04.302	0.684	70.928	1:04.402
9	754	Alfie JEAKINS	Citroen Saxo VTR	JSCC	19	1:04.346	0.728	70.880	1:04.567
10	54	Harvey CATON	Citroen Saxo VTS	JSCC	19	1:04.378	0.760	70.845	1:04.508
11	21	Archie TOMPSON	Citroen Saxo VTR	JSCC	19	1:04.463	0.845	70.751	1:04.502
12	41	Archie HANDY	Citroen Saxo VTR	JSCC	18	1:04.466	0.848	70.748	1:04.695
13	53	James BLACK	Citroen Saxo VTR	JSCC	19	1:04.524	0.906	70.684	1:04.585
14	87	Deagan FAIRCLOUGH	Citroen Saxo VTR	JSCC	16	1:04.656	1.038	70.540	1:04.727
15	31	Brody ORR	Citroen Saxo VTR	JSCC	16	1:04.742	1.124	70.446	1:04.772
16	98	Oliver COTTAM	Citroen Saxo VTR	JSCC	17	1:04.944	1.326	70.227	1:05.056
17	80	Aaron WALKER	Citroen Saxo VTR	JSCC	16	1:04.996	1.378	70.171	1:05.015
18	30	Jamie GOODE	Citreon Saxo VTR	JSCC	12	1:05.390	1.772	69.748	1:05.509
19	18	Dan PARRANS-SMITH	Citroen Saxo VTR	JSCC	15	1:05.812	2.194	69.301	1:05.875
20	69	Olivia MARTIN	Citroen Saxo VTR	JSCC	17	1:06.022	2.404	69.081	1:06.330
21	34	Tommy GILHAM	Citroen Saxo VTR	JSCC	13	1:06.044	2.426	69.058	1:06.151
22	29	Scott SUMPTON	Citroen Saxo VTR	JSCC	17	1:06.240	2.622	68.853	1:06.287
23	260	James WALLIS	Citroen Saxo VTR	JSCC	10	1:06.277	2.659	68.815	1:07.087
24	600	Ruben HAGE	Citroen Saxo VTR	JSCC	13	1:06.319	2.701	68.771	1:06.569

Clerk of the Course : **Orbits**

Sig : **Time :**

Chief Timekeeper : Ian Sharp (SMART Timing)

Results available at www.smart-timing.co.uk and www.speedhive.com

Printed: 24/08/2020 10:06:22

KNOCKHILL Racing Circuit

JUNIOR SALOON CAR CHAMPIONSHIP

SUPER LAP SCOTLAND

KNOCKHILL MOTOR SPORTS CLUB

Bulletin No._____

Super Lap Scotland - Round 3

BARC Junior Saloon Championship — **Knockhill 1.267 miles**

Qualifying — **23/08/2020 10:25**

Practice (20:00 Time) started at 10:13:05

(298) Lewis SAUNDERS

Lap	Time of Day	Lap Tm	S1	S2	S3	SFSpd
1	10:14:08.011			24.498	19.866	74.730
2	10:15:12.072	**1:04.061**			19.645	75.233
3	10:16:16.133	**1:04.061**	20.595	23.846	19.620	75.402
4	10:17:19.981	**1:03.848**	20.635	23.644	19.569	75.148
5	10:18:23.940	**1:03.959**	20.601	23.840	19.518	75.572
6	10:19:27.588	**1:03.648**			**19.477**	75.828
7	10:20:31.932	**1:04.344**		23.611	20.253	60.896
8	10:21:41.328	**1:09.396**	21.814	24.837	22.745	75.572
9	10:22:44.946	**1:03.618**			19.658	**76.432**
10	10:23:50.153	**1:05.207**		24.090	19.797	75.657
11	10:24:54.015	**1:03.862**	20.461	23.659	19.742	75.487
12	10:25:58.187	**1:04.172**	20.700	**23.561**	19.911	74.647
13	10:27:03.772	**1:05.585**			20.210	75.233
14	10:28:07.880	**1:04.108**			19.672	75.914
15	10:29:11.575	**1:03.695**			19.592	75.148
16	10:30:15.254	**1:03.679**			19.664	75.828
17	10:31:19.005	**1:03.751**	**20.451**	23.596	19.704	75.914
18	10:32:22.748	**1:03.743**	20.516	23.614	19.613	75.828
19	10:33:30.839	**1:08.091**	20.481	24.011	23.599	24.062

(12) Alex SOLLEY

Lap	Time of Day	Lap Tm	S1	S2	S3	SFSpd
1	10:14:16.030			24.483	19.757	74.897
2	10:15:20.143	**1:04.113**			19.700	75.317
3	10:16:24.191	**1:04.048**	20.653	23.727	19.668	75.402
4	10:17:27.961	**1:03.770**	**20.617**	**23.542**	19.611	74.647
5	10:18:33.972	**1:06.011**	20.656	23.694	21.661	36.118
6	10:20:32.011	**1:58.039**			**19.521**	**75.742**
7	10:21:40.321	**1:08.310**		25.104	22.555	75.572
8	10:22:46.614	**1:06.293**			21.911	33.403
9	10:24:07.815	**1:21.201**	37.072	24.119	20.010	75.148
10	10:25:12.105	**1:04.290**	20.669	23.881	19.740	75.148
11	10:26:19.182	**1:07.077**	20.925	24.020	22.132	35.153

(55) Charlie HAND

Lap	Time of Day	Lap Tm	S1	S2	S3	SFSpd
1	10:14:14.166			24.305	19.920	73.989
2	10:15:18.480	**1:04.314**			19.840	74.316
3	10:16:22.679	**1:04.199**	20.722	23.816	19.661	74.481
4	10:17:29.335	**1:06.656**	20.671	23.885	22.100	74.647
5	10:18:33.291	**1:03.956**	20.544	23.705	19.707	74.399
6	10:19:37.379	**1:04.088**			**19.647**	74.897
7	10:20:41.438	**1:04.059**		**23.632**	19.735	74.813
8	10:21:46.700	**1:05.262**	21.225	24.289	19.748	74.813
9	10:22:50.502	**1:03.802**	**20.463**	23.663	19.676	**74.981**
10	10:23:55.548	**1:05.046**			19.768	74.730
11	10:24:59.835	**1:04.287**		23.778	19.802	73.989
12	10:26:03.960	**1:04.125**	20.662	23.700	19.763	74.152
13	10:27:07.922	**1:03.962**			19.756	74.316
14	10:28:13.238	**1:05.316**			20.005	74.730
15	10:29:17.658	**1:04.420**			19.762	74.399
16	10:30:21.872	**1:04.214**			19.886	74.813
17	10:31:26.250	**1:04.378**	20.584	23.997	19.797	74.647
18	10:32:30.858	**1:04.608**			19.773	74.399
19	10:33:41.240	**1:10.382**			25.905	20.706

(86) Benjamin GREENHILL

Lap	Time of Day	Lap Tm	S1	S2	S3	SFSpd
1	10:14:18.147			25.291	20.184	74.813
2	10:15:24.371	**1:06.224**			19.940	74.564
3	10:16:29.477	**1:05.106**			20.001	74.399
4	10:17:33.976	**1:04.499**	20.836	23.914	19.749	75.402
5	10:18:38.304	**1:04.328**	20.610	23.928	19.790	75.487
6	10:19:42.371	**1:04.067**	20.662	23.866	**19.539**	**75.828**
7	10:20:46.721	**1:04.350**	**20.560**	24.012	19.778	75.742
8	10:21:50.927	**1:04.206**	20.724	**23.790**	19.692	75.572
9	10:22:55.308	**1:04.381**			19.698	75.064
10	10:24:03.167	**1:07.859**		24.127	23.066	29.203
11	10:27:01.772	**2:58.605**	1:53.742	39.060	25.803	59.598
12	10:28:14.038	**1:12.266**			22.043	74.730
13	10:29:20.199	**1:06.161**			20.546	69.254
14	10:30:25.248	**1:05.049**	21.184	23.923	19.942	75.572
15	10:31:29.790	**1:04.542**	20.728	23.905	19.909	75.064
16	10:32:34.370	**1:04.580**			19.925	74.897
17	10:33:38.684	**1:04.314**		23.827	19.709	74.981

(22) Ashley GREGORY

Lap	Time of Day	Lap Tm	S1	S2	S3	SFSpd
1	10:14:08.554			24.410	20.157	74.152
2	10:15:13.211	**1:04.657**			19.800	**74.647**
3	10:16:17.812	**1:04.601**	20.917	23.895	19.789	74.152
4	10:17:22.208	**1:04.396**	20.904	23.810	19.682	73.989
5	10:18:26.461	**1:04.253**	20.777	23.805	**19.671**	74.481
6	10:19:30.868	**1:04.407**			19.718	74.399
7	10:20:35.450	**1:04.582**		23.862	19.741	73.989
8	10:21:39.660	**1:04.210**	20.726	**23.740**	19.744	74.234
9	10:22:44.466	**1:04.806**			20.015	74.481
10	10:23:49.192	**1:04.726**		23.932	19.688	74.234
11	10:24:53.767	**1:04.575**			19.883	73.826
12	10:25:58.657	**1:04.890**	21.317	23.800	19.773	73.989
13	10:27:03.103	**1:04.446**	20.810	23.820	19.816	73.745
14	10:28:08.437	**1:05.334**	20.939	24.385	20.010	73.907
15	10:29:12.521	**1:04.084**			19.771	73.826
16	10:30:16.665	**1:04.144**			19.804	74.070
17	10:31:21.072	**1:04.407**	**20.676**	23.755	19.976	73.745
18	10:32:25.568	**1:04.496**			19.944	73.907
19	10:33:36.493	**1:10.925**			26.224	18.829

(8) Harry RICE

Lap	Time of Day	Lap Tm	S1	S2	S3	SFSpd
1	10:14:33.357					72.785
2	10:15:39.437	**1:06.080**				74.647
3	10:16:44.124	**1:04.687**				75.317
4	10:17:49.096	**1:04.972**				75.148
5	10:18:53.683	**1:04.587**				**75.657**
6	10:19:59.102	**1:05.419**				74.897
7	10:21:04.089	**1:04.987**				74.813
8	10:22:08.310	**1:04.221**				75.317
9	10:23:12.613	**1:04.303**				75.064
10	10:24:17.247	**1:04.634**				74.981
11	10:25:21.460	**1:04.213**				74.730
12	10:26:25.792	**1:04.332**				74.981
13	10:27:30.015	**1:04.223**				75.064
14	10:28:36.906	**1:06.891**				75.148
15	10:29:45.956	**1:09.050**				33.944
16	10:31:51.655	**2:05.699**				74.316
17	10:32:56.288	**1:04.633**				74.399
18	10:34:00.789	**1:04.501**				74.813

(40) Matthew CRIPPS

Lap	Time of Day	Lap Tm	S1	S2	S3	SFSpd
1	10:14:16.598			24.488	20.057	74.399
2	10:15:21.021	**1:04.423**			19.737	75.148
3	10:16:25.883	**1:04.862**	20.855	24.252	19.755	75.148
4	10:17:31.035	**1:05.152**	20.987	24.361	19.804	74.730
5	10:18:35.971	**1:04.936**	20.809	24.420	19.707	74.647
6	10:19:40.857	**1:04.886**	21.027	23.898	19.961	74.481
7	10:20:45.127	**1:04.270**	**20.728**	23.889	**19.653**	74.897
8	10:21:49.970	**1:04.843**	20.929	24.165	19.749	75.064
9	10:22:54.514	**1:04.544**			19.755	74.647
10	10:23:59.295	**1:04.781**		24.163	19.842	74.316
11	10:25:04.050	**1:04.755**	20.748	24.324	19.683	74.897
12	10:26:08.522	**1:04.472**			19.746	74.481
13	10:27:13.206	**1:04.684**		**23.884**	20.060	74.647
14	10:28:17.914	**1:04.708**	20.810	24.146	19.752	74.981
15	10:29:22.793	**1:04.879**	20.956	24.225	19.698	74.981

Clerk of the Course : **Orbits**

Sig : **Time :**

Chief Timekeeper : Ian Sharp (SMART Timing)

Results available at www.smart-timing.co.uk and www.speedhive.com

Printed: 24/08/2020 09:50:02

SMART TIMING

KNOCKHILL Racing Circuit

Super Lap Scotland - Round 3

BARC Junior Saloon Championship — **Knockhill 1.267 miles**

Qualifying — **23/08/2020 10:25**

Practice (20:00 Time) started at 10:13:05

Lap	Time of Day	Lap Tm	S1	S2	S3	SFSpd
16	10:30:27.401	**1:04.608**	20.777	23.943	19.888	74.981
17	10:31:32.389	**1:04.988**	21.079	24.093	19.816	74.897
18	10:32:36.910	**1:04.521**			19.908	**75.572**
19	10:33:41.265	**1:04.355**		23.920	19.685	75.572

(147) Molly DODD

Lap	Time of Day	Lap Tm	S1	S2	S3	SFSpd
1	10:14:59.527				23.447	72.314
2	10:16:05.927	**1:06.400**				73.907
3	10:17:10.781	**1:04.854**				74.399
4	10:18:17.090	**1:06.309**			20.474	74.813
5	10:19:22.272	**1:05.182**			19.971	**75.402**
6	10:20:27.008	**1:04.736**			**19.728**	75.233
7	10:21:31.981	**1:04.973**			19.872	75.317
8	10:22:36.967	**1:04.986**			19.955	74.981
9	10:23:47.051	**1:10.084**			20.094	74.730
10	10:24:52.233	**1:05.182**			20.093	72.314
11	10:25:56.788	**1:04.555**			19.891	74.316
12	10:27:01.714	**1:04.926**				72.785
13	10:28:06.430	**1:04.716**				74.070
14	10:29:23.378	**1:16.948**			21.047	75.402
15	10:30:27.780	**1:04.402**				74.399
16	10:31:36.309	**1:08.529**			20.808	75.148
17	10:32:40.611	**1:04.302**				74.813
18	10:33:45.307	**1:04.696**				75.064

(754) Alfie JEAKINS

Lap	Time of Day	Lap Tm	S1	S2	S3	SFSpd
1	10:14:18.050			25.298	20.338	72.943
2	10:15:25.325	**1:07.275**			20.308	74.234
3	10:16:34.693	**1:09.368**	21.207	25.490	22.671	67.581
4	10:17:40.959	**1:06.266**	21.373	24.789	20.104	74.897
5	10:18:46.325	**1:05.366**			19.950	74.647
6	10:19:51.246	**1:04.921**		24.165	19.803	74.730
7	10:20:55.592	**1:04.346**	**20.589**	**23.976**	19.781	**75.148**
8	10:22:00.362	**1:04.770**	20.903	24.097	19.770	74.897
9	10:23:05.330	**1:04.968**			19.890	74.399
10	10:24:10.539	**1:05.209**		24.262	20.033	69.470
11	10:25:17.082	**1:06.543**	22.537	24.108	19.898	74.813
12	10:26:22.080	**1:04.998**	20.788	24.165	20.045	74.897
13	10:27:29.037	**1:06.957**	21.108	25.846	20.003	74.813
14	10:28:33.969	**1:04.932**	21.003	24.048	19.881	74.813
15	10:29:38.913	**1:04.944**			19.931	74.813
16	10:30:43.856	**1:04.943**		24.142	19.896	75.064
17	10:31:52.106	**1:08.250**	21.966	25.761	20.523	74.813
18	10:32:56.673	**1:04.567**	20.788	24.085	**19.694**	74.897
19	10:34:01.348	**1:04.675**	20.793	24.031	19.851	74.647

(54) Harvey CATON

Lap	Time of Day	Lap Tm	S1	S2	S3	SFSpd
1	10:14:24.264				20.500	72.314
2	10:15:30.099	**1:05.835**			19.812	75.914
3	10:16:35.621	**1:05.522**			20.036	76.259
4	10:17:41.284	**1:05.663**			19.907	76.259
5	10:18:47.579	**1:06.295**			19.722	76.519
6	10:19:52.203	**1:04.624**			**19.614**	76.345
7	10:20:57.116	**1:04.913**			19.827	74.481
8	10:22:03.199	**1:06.083**			19.791	76.345
9	10:23:07.577	**1:04.378**			19.763	**77.135**
10	10:24:12.474	**1:04.897**			19.998	76.432
11	10:25:17.311	**1:04.837**			19.884	76.432
12	10:26:22.555	**1:05.244**			20.292	76.259
13	10:27:28.424	**1:05.869**			19.638	76.086
14	10:28:33.079	**1:04.655**			19.765	76.086
15	10:29:37.681	**1:04.602**			19.718	76.432
16	10:30:42.644	**1:04.963**			19.946	74.234
17	10:31:47.536	**1:04.892**			20.182	74.981
18	10:32:52.044	**1:04.508**			19.729	76.086
19	10:33:57.002	**1:04.958**			19.842	76.607

Lap	Time of Day	Lap Tm	S1	S2	S3	SFSpd

(21) Archie TOMPSON

Lap	Time of Day	Lap Tm	S1	S2	S3	SFSpd
1	10:14:18.931			24.814	19.837	73.664
2	10:15:25.651	**1:06.720**			20.032	73.182
3	10:16:32.413	**1:06.762**	21.189	25.249	20.324	72.470
4	10:17:37.837	**1:05.424**	21.124	23.953	20.347	73.022
5	10:18:43.242	**1:05.405**			20.180	73.182
6	10:19:48.848	**1:05.606**		24.431	19.984	72.943
7	10:20:53.917	**1:05.069**	21.014	24.100	19.955	73.826
8	10:21:58.640	**1:04.723**	20.878	23.790	20.055	73.182
9	10:23:06.106	**1:07.466**			19.869	73.826
10	10:24:10.810	**1:04.704**		23.892	**19.779**	**74.564**
11	10:25:15.395	**1:04.585**	20.930	23.809	19.846	73.262
12	10:26:19.858	**1:04.463**	20.852	23.793	19.818	73.422
13	10:27:24.360	**1:04.502**	**20.791**	23.896	19.815	73.502
14	10:28:35.001	**1:10.641**	20.854	27.329	22.458	73.502
15	10:29:39.907	**1:04.906**	20.854	24.000	20.052	72.392
16	10:30:44.418	**1:04.511**	20.820	23.858	19.833	73.502
17	10:31:49.265	**1:04.847**	21.070	**23.783**	19.994	74.152
18	10:32:53.973	**1:04.708**	20.899	23.918	19.891	74.070
19	10:33:58.738	**1:04.765**	20.972	23.924	19.869	74.070

(41) Archie HANDY

Lap	Time of Day	Lap Tm	S1	S2	S3	SFSpd
1	10:14:40.265			24.959	20.586	74.070
2	10:15:46.017	**1:05.752**			19.933	75.317
3	10:16:53.595	**1:07.578**			20.217	74.481
4	10:17:59.055	**1:05.460**	21.227	24.330	19.903	75.064
5	10:19:03.750	**1:04.695**	20.786	24.053	19.856	75.317
6	10:20:08.216	**1:04.466**	**20.600**	24.187	**19.679**	**75.657**
7	10:21:14.052	**1:05.836**	21.205	24.806	19.825	75.317
8	10:22:19.379	**1:05.327**	20.811	24.588	19.928	74.981
9	10:23:24.820	**1:05.441**	20.806	24.951	19.684	74.981
10	10:24:30.247	**1:05.427**	21.186	24.194	20.047	74.981
11	10:25:35.792	**1:05.545**	21.013	24.687	19.845	74.399
12	10:26:41.110	**1:05.318**	21.171	24.192	19.955	74.481
13	10:27:46.733	**1:05.623**	21.211	24.403	20.009	75.402
14	10:28:52.548	**1:05.815**	20.898	24.942	19.975	74.730
15	10:29:57.926	**1:05.378**			19.829	75.233
16	10:31:02.956	**1:05.030**		**24.045**	19.818	74.897
17	10:32:07.794	**1:04.838**			19.915	75.572
18	10:33:12.810	**1:05.016**			19.876	75.572

(53) James BLACK

Lap	Time of Day	Lap Tm	S1	S2	S3	SFSpd
1	10:14:18.021			25.386	20.592	72.627
2	10:15:26.085	**1:08.064**			20.846	66.312
3	10:16:34.249	**1:08.164**			21.744	73.342
4	10:17:40.452	**1:06.203**	21.504	24.687	20.012	73.583
5	10:18:46.926	**1:06.474**			20.120	74.234
6	10:19:51.835	**1:04.909**		24.099	19.936	74.234
7	10:20:56.643	**1:04.808**			**19.919**	74.399
8	10:22:01.852	**1:05.209**	20.810	24.191	20.208	74.070
9	10:23:07.617	**1:05.765**			20.347	73.262
10	10:24:13.638	**1:06.021**		24.466	20.291	74.399
11	10:25:19.070	**1:05.432**	21.062	24.396	19.974	74.070
12	10:26:23.655	**1:04.585**	20.762	23.863	19.960	74.152
13	10:27:29.555	**1:05.900**	21.046	24.519	20.335	**74.647**
14	10:28:34.546	**1:04.991**			20.012	74.399
15	10:29:40.354	**1:05.808**		24.222	20.787	74.399
16	10:30:44.878	**1:04.524**	20.772	**23.805**	19.947	74.481
17	10:31:53.561	**1:08.683**	21.284	27.209	20.190	73.989
18	10:32:58.275	**1:04.714**	**20.730**	23.988	19.996	74.234
19	10:34:04.069	**1:05.794**	21.112	24.480	20.202	72.864

(87) Deagan FAIRCLOUGH

Lap	Time of Day	Lap Tm	S1	S2	S3	SFSpd
1	10:14:50.620				28.328	72.785
2	10:15:57.203	**1:06.583**				74.481

Clerk of the Course : **Orbits**

Sig : **Time :**

Chief Timekeeper : Ian Sharp (SMART Timing)

Results available at www.smart-timing.co.uk and www.speedhive.com

Printed: 24/08/2020 09:50:02

Bulletin No._____

Super Lap Scotland - Round 3

BARC Junior Saloon Championship

Knockhill 1.267 miles

Qualifying

23/08/2020 10:25

Practice (20:00 Time) started at 10:13:05

Lap	Time of Day	Lap Tm	S1	S2	S3	SFSpd
3	10:17:03.019	**1:05.816**				73.907
4	10:18:08.173	**1:05.154**				74.564
5	10:19:16.652	**1:08.479**				21.902
6	10:21:43.338	**2:26.686**				74.981
7	10:22:48.090	**1:04.752**				**75.148**
8	10:23:53.217	**1:05.127**				74.813
9	10:25:00.647	**1:07.430**			21.633	75.148
10	10:26:05.303	**1:04.656**				74.070
11	10:27:10.030	**1:04.727**				73.989
12	10:28:15.022	**1:04.992**				73.745
13	10:29:20.110	**1:05.088**			**19.945**	74.981
14	10:30:25.101	**1:04.991**				67.991
15	10:31:35.171	**1:10.070**				74.234
16	10:32:43.555	**1:08.384**				24.483

(31) Brody ORR

Lap	Time of Day	Lap Tm	S1	S2	S3	SFSpd
1	10:14:35.798			25.324	20.370	74.730
2	10:15:42.251	**1:06.453**			20.254	72.314
3	10:16:48.959	**1:06.708**			20.161	**75.064**
4	10:17:54.944	**1:05.985**	21.229	24.586	20.170	73.664
5	10:18:59.686	**1:04.742**			19.937	74.981
6	10:20:05.612	**1:05.926**			20.463	69.904
7	10:21:10.801	**1:05.189**	21.143	24.155	19.891	74.897
8	10:22:15.934	**1:05.133**			20.187	69.326
9	10:23:30.890	**1:14.956**		28.299	23.674	26.122
10	10:26:36.854	**3:05.964**	2:18.230	26.902	20.832	73.022
11	10:27:41.626	**1:04.772**	**20.996**	23.981	**19.795**	74.399
12	10:28:47.804	**1:06.178**	21.574	24.387	20.217	74.647
13	10:29:53.044	**1:05.240**			19.801	75.064
14	10:30:57.841	**1:04.797**		**23.841**	19.895	74.564
15	10:32:03.016	**1:05.175**			20.010	74.897
16	10:33:08.292	**1:05.276**			20.143	74.316

(98) Oliver COTTAM

Lap	Time of Day	Lap Tm	S1	S2	S3	SFSpd
1	10:14:26.800			25.225	20.657	74.647
2	10:15:32.311	**1:05.511**	21.324	24.183	20.004	75.742
3	10:16:37.623	**1:05.312**			19.891	75.742
4	10:17:44.301	**1:06.678**		24.959	19.974	75.914
5	10:18:50.354	**1:06.053**			20.074	74.981
6	10:19:55.932	**1:05.578**			19.851	75.317
7	10:21:01.660	**1:05.728**	21.014	24.661	20.053	75.148
8	10:22:06.716	**1:05.056**	**20.950**	24.278	19.828	75.914
9	10:23:17.918	**1:11.202**			24.354	25.468
10	10:25:42.481	**2:24.563**			20.135	74.813
11	10:26:48.072	**1:05.591**			19.901	75.233
12	10:27:53.311	**1:05.239**	21.149	24.189	19.901	75.657
13	10:28:59.552	**1:06.241**	21.197	24.431	20.613	55.691
14	10:30:09.263	**1:09.711**	25.225	24.624	19.862	**76.000**
15	10:31:14.207	**1:04.944**	20.968	**24.151**	**19.825**	75.487
16	10:32:19.525	**1:05.318**			19.970	75.064
17	10:33:28.675	**1:09.150**		24.718	23.467	28.605

(80) Aaron WALKER

Lap	Time of Day	Lap Tm	S1	S2	S3	SFSpd
1	10:14:27.600				20.603	73.502
2	10:15:33.468	**1:05.868**			20.287	73.826
3	10:16:42.558	**1:09.090**			20.519	73.262
4	10:17:48.550	**1:05.992**			20.155	73.342
5	10:18:55.231	**1:06.681**			19.924	**74.481**
6	10:20:00.399	**1:05.168**			**19.905**	74.152
7	10:21:05.680	**1:05.281**			19.956	74.070
8	10:22:11.215	**1:05.535**			19.994	74.070
9	10:23:16.230	**1:05.015**			19.910	73.262
10	10:24:21.226	**1:04.996**			19.998	73.907
11	10:25:26.251	**1:05.025**				73.502
12	10:26:31.621	**1:05.370**			20.121	73.262
13	10:27:39.708	**1:08.087**			21.319	72.004
14	10:28:45.197	**1:05.489**			20.136	73.182
15	10:29:53.354	**1:08.157**			23.009	37.344
16	10:33:34.394	**3:41.040**			26.486	21.116

(30) Jamie GOODE

Lap	Time of Day	Lap Tm	S1	S2	S3	SFSpd
1	10:14:34.579				20.253	73.583
2	10:15:41.476	**1:06.897**			**19.883**	73.826
3	10:16:47.967	**1:06.491**			20.281	72.785
4	10:17:55.369	**1:07.402**			20.788	66.181
5	10:19:01.874	**1:06.505**				73.342
6	10:20:07.694	**1:05.820**			20.021	73.664
7	10:21:20.628	**1:12.934**			23.074	22.325
8	10:23:56.240	**2:35.612**			19.971	**74.234**
9	10:25:01.749	**1:05.509**			19.883	73.826
10	10:26:07.139	**1:05.390**			20.009	73.102
11	10:27:13.300	**1:06.161**			20.449	72.081
12	10:28:42.014	**1:28.714**			27.943	28.327

(18) Dan PARRANS-SMITH

Lap	Time of Day	Lap Tm	S1	S2	S3	SFSpd
1	10:14:43.166			24.949	20.806	73.907
2	10:15:49.428	**1:06.262**			20.454	74.399
3	10:16:55.658	**1:06.230**			20.502	74.813
4	10:18:03.066	**1:07.408**	21.749	24.929	20.730	73.745
5	10:19:17.572	**1:14.506**			20.220	74.730
6	10:20:24.597	**1:07.025**			20.657	74.234
7	10:21:30.733	**1:06.136**			20.263	**75.487**
8	10:22:36.646	**1:05.913**	21.323	24.372	20.218	74.897
9	10:23:48.585	**1:11.939**	**21.105**	24.866	25.968	27.753
10	10:28:25.740	**4:37.155**	3:50.428	26.101	20.626	74.564
11	10:29:31.992	**1:06.252**			20.419	74.564
12	10:30:38.001	**1:06.009**		**24.335**	20.261	74.481
13	10:31:44.657	**1:06.656**	21.499	24.655	20.502	74.647
14	10:32:50.532	**1:05.875**	21.193	24.362	20.320	74.897
15	10:33:56.344	**1:05.812**	21.114	24.509	**20.189**	75.064

(69) Olivia MARTIN

Lap	Time of Day	Lap Tm	S1	S2	S3	SFSpd
1	10:14:32.802					68.758
2	10:15:44.122	**1:11.320**				70.050
3	10:16:54.931	**1:10.809**				71.164
4	10:18:02.756	**1:07.825**				70.565
5	10:19:10.741	**1:07.985**				72.314
6	10:20:17.099	**1:06.358**				72.236
7	10:21:23.429	**1:06.330**				72.004
8	10:22:30.078	**1:06.649**				71.927
9	10:23:36.526	**1:06.448**				72.627
10	10:24:42.548	**1:06.022**				**73.262**
11	10:25:49.048	**1:06.500**				71.696
12	10:26:55.473	**1:06.425**				70.789
13	10:28:02.072	**1:06.599**				71.927
14	10:29:12.436	**1:10.364**				36.177
15	10:31:41.403	**2:28.967**				71.696
16	10:32:47.814	**1:06.411**				71.620
17	10:33:54.446	**1:06.632**				72.004

(34) Tommy GILHAM

Lap	Time of Day	Lap Tm	S1	S2	S3	SFSpd
1	10:14:31.777				20.828	73.502
2	10:15:40.432	**1:08.655**			20.653	72.392
3	10:16:50.318	**1:09.886**			22.013	74.564
4	10:17:56.469	**1:06.151**			**20.189**	75.148
5	10:19:03.587	**1:07.118**			21.483	70.270
6	10:20:09.866	**1:06.279**			20.558	72.236
7	10:21:16.847	**1:06.981**			20.970	72.004
8	10:22:22.891	**1:06.044**			20.428	**75.233**
9	10:23:35.323	**1:12.432**			25.572	23.705
10	10:27:04.568	**3:29.245**			20.314	73.989
11	10:28:16.089	**1:11.521**			25.469	32.109

Clerk of the Course : **Orbits**

Sig : **Time :**

Chief Timekeeper : Ian Sharp (SMART Timing)

Results available at www.smart-timing.co.uk and www.speedhive.com

Printed: 24/08/2020 09:50:02

Bulletin No.____

Super Lap Scotland - Round 3

BARC Junior Saloon Championship

Knockhill 1.267 miles

Qualifying

23/08/2020 10:25

Practice (20:00 Time) started at 10:13:05

Lap	Time of Day	Lap Tm	S1	S2	S3	SFSpd
12	10:30:55.180	**2:39.091**			23.497	65.407
13	10:32:05.993	**1:10.813**			24.817	31.655

(29) Scott SUMPTON

Lap	Time of Day	Lap Tm	S1	S2	S3	SFSpd
1	10:14:29.190				20.727	73.826
2	10:15:36.687	**1:07.497**			20.399	74.813
3	10:16:43.464	**1:06.777**			20.211	74.234
4	10:17:50.426	**1:06.962**			**20.007**	74.897
5	10:18:57.019	**1:06.593**			20.583	**74.981**
6	10:20:06.123	**1:09.104**			20.873	72.314
7	10:21:12.620	**1:06.497**			20.169	74.647
8	10:22:20.061	**1:07.441**			21.138	74.981
9	10:23:37.471	**1:17.410**			24.350	24.341
10	10:25:39.337	**2:01.866**			20.222	74.152
11	10:26:45.577	**1:06.240**			20.075	74.481
12	10:27:51.864	**1:06.287**			20.281	74.234
13	10:28:58.290	**1:06.426**			20.188	74.481
14	10:30:05.433	**1:07.143**			20.375	74.481
15	10:31:12.073	**1:06.640**			20.392	74.316
16	10:32:20.356	**1:08.283**			20.778	74.897
17	10:33:32.722	**1:12.366**			25.264	22.407

(260) James WALLIS

Lap	Time of Day	Lap Tm	S1	S2	S3	SFSpd
1	10:14:41.151			24.966	20.526	**71.696**
2	10:15:47.428	**1:06.277**	**21.292**	**24.700**	**20.285**	71.239
3	10:16:54.571	**1:07.143**			20.651	69.470
4	10:18:05.591	**1:11.020**			24.024	36.691
5	10:20:15.319	**2:09.728**	1:23.472	25.444	20.812	69.470
6	10:21:25.272	**1:09.953**			23.313	30.462
7	10:23:33.999	**2:08.727**		25.684	21.144	68.758
8	10:24:41.245	**1:07.246**	21.658	25.122	20.466	69.183
9	10:25:48.332	**1:07.087**			20.654	69.254
10	10:26:58.681	**1:10.349**			24.052	31.184

(600) Ruben HAGE

Lap	Time of Day	Lap Tm	S1	S2	S3	SFSpd
1	10:14:24.293				20.932	68.338
2	10:15:31.426	**1:07.133**			20.465	69.904
3	10:16:38.474	**1:07.048**				**70.565**
4	10:17:45.402	**1:06.928**			20.622	69.904
5	10:18:51.721	**1:06.319**			**20.437**	70.270
6	10:19:59.531	**1:07.810**			22.085	33.876
7	10:24:00.888	**4:01.357**				68.687
8	10:25:07.578	**1:06.690**			20.546	69.326
9	10:26:14.147	**1:06.569**			20.569	68.970
10	10:27:20.773	**1:06.626**				69.614
11	10:28:27.741	**1:06.968**			20.688	69.470
12	10:29:34.528	**1:06.787**			20.510	69.977
13	10:30:43.482	**1:08.954**				28.642

Clerk of the Course : **Orbits**

Sig : **Time :**

Chief Timekeeper : Ian Sharp (SMART Timing)

Results available at www.smart-timing.co.uk and www.speedhive.com

Printed: 24/08/2020 09:50:02

Bulletin No.____

Super Lap Scotland - Round 3

BARC Junior Saloon Championship — **Knockhill 1.267 miles**

Race — **23/08/2020 13:00**

Race (15:00 and 1 Laps) started at 13:05:20

POLE POSITION

2 12 Alex SOLLEY 1:03.770	1 298 Lewis SAUNDERS 1:03.618	1
4 86 Benjamin GREENHILL 1:04.067	3 55 Charlie HAND 1:03.802	2
6 8 Harry RICE 1:04.213	5 22 Ashley GREGORY 1:04.084	3
8 147 Molly DODD 1:04.302	7 40 Matthew CRIPPS 1:04.270	4
10 54 Harvey CATON 1:04.378	9 754 Alfie JEAKINS 1:04.346	5
12 41 Archie HANDY 1:04.466	11 21 Archie TOMPSON 1:04.463	6
14 87 Deagan FAIRCLOUGH 1:04.656	13 53 James BLACK 1:04.524	7
16 98 Oliver COTTAM 1:04.944	15 31 Brody ORR 1:04.742	8
18 30 Jamie GOODE 1:05.390	17 80 Aaron WALKER 1:04.996	9
20 69 Olivia MARTIN 1:06.022	19 18 Dan PARRANS-SMITH 1:05.812	10

Clerk of the Course : **Orbits**

Sig : **Time :**

Chief Timekeeper : Ian Sharp (SMART Timing)

Results available at www.smart-timing.co.uk and www.speedhive.com

Printed: 24/08/2020 10:06:55

Super Lap Scotland - Round 3

BARC Junior Saloon Championship — **Knockhill 1.267 miles**

Race — **23/08/2020 13:00**

Race (15:00 and 1 Laps) started at 13:05:20



22	29 Scott SUMPTON 1:06.240	21	34 Tommy GILHAM 1:06.044
24	600 Ruben HAGE 1:06.319	23	260 James WALLIS 1:06.277

11

12

Clerk of the Course : **Orbits**

Sig : **Time :**

Chief Timekeeper : Ian Sharp (SMART Timing)

Results available at www.smart-timing.co.uk and www.speedhive.com

Printed: 24/08/2020 10:06:55

KNOCKHILL Racing Circuit

Bulletin No.____

Super Lap Scotland - Round 3

Sorted on best lap time

Super Lap Scotland — **Knockhill 1.267 miles**

Practice - Group 1 — **23/08/2020 10:55**

Practice (15:00 Time) started at 10:45:13

Pos	No.	Name	Make/Model	Class Code	Laps	Best Tm	Diff	Best Speed	2nd Best
1	64	Sean MARTIN	Honda Civic Type R	SLS-E	14	57.585		79.202	57.605
2	333	Andrew NAPIER	Honda Civic Type R	SLS-E	12	57.968	0.383	78.679	58.587
3	47	Fraser McNEILL	Honda Civic	SLS-E	9	58.290	0.705	78.244	58.467
4	144	Donnie McLEOD	Renault Clio 172	SLS-F	13	1:00.320	2.735	75.611	1:00.385
5	38	Sean HISLOP	Renault Clio 197	SLS-F	12	1:01.231	3.646	74.486	1:01.390
6	14	Michael IMRIE	Renault Clio 197	SLS-F	7	1:01.273	3.688	74.435	1:01.293
7	716	Tom LOCKHART	Renault Clio 172	SLS-F	13	1:01.273	3.688	74.435	1:01.352
8	85	David JOYCE	Renault Clio 182	SLS-F	14	1:01.320	3.735	74.378	1:01.724
9	134	Hamish KINLOCH	Toyota Corolla	Guest	12	1:01.791	4.206	73.811	1:02.174
10	190	Henry SIMMONS	Mazda MX5	SLS-E	14	1:02.015	4.430	73.544	1:02.134
11	15	Craig WALLACE	Peugeot 106 Xsi	SLS-F	13	1:02.165	4.580	73.367	1:02.204
12	814	Niall CAMPBELL	Honda Civic Type R	SLS-E	10	1:02.532	4.947	72.936	1:02.602
13	392	Phillip TAYLOR	Renault Clio	SLS-F	9	1:02.647	5.062	72.802	1:02.998
14	101	Jonathan ADAMS	Renault Clio	SLS-F	14	1:02.732	5.147	72.704	1:03.127
15	123	David WALLACE	Mazda MX5 Mk1	Guest	12	1:03.131	5.546	72.244	1:03.213
16	58	Stewart McCRACKEN	Triumph TR8	SLS-F	10	1:06.307	8.722	68.784	1:06.961

Clerk of the Course : **Orbits**

Sig : **Time :**

Chief Timekeeper : Ian Sharp (SMART Timing)

Results available at www.smart-timing.co.uk and www.speedhive.com

Printed: 24/08/2020 10:10:53

Super Lap Scotland - Round 3

Super Lap Scotland

Knockhill 1.267 miles

Practice - Group 1

23/08/2020 10:55

Practice (15:00 Time) started at 10:45:13

(64) Sean MARTIN

Lap	Time of Day	Lap Tm	S1	S2	S3	SFSpd
1	10:46:26.121			26.390	20.166	91.427
2	10:47:25.581	**59.460**	19.996	21.921	17.543	93.857
3	10:48:23.873	**58.292**	19.186	21.520	17.586	93.857
4	10:49:25.607	**1:01.734**			17.948	93.857
5	10:50:23.192	**57.585**		**21.372**	17.364	93.988
6	10:51:20.797	**57.605**	18.771	21.498	**17.336**	**94.385**
7	10:52:19.247	**58.450**	18.880	21.849	17.721	93.726
8	10:53:17.143	**57.896**	**18.634**	21.852	17.410	93.726
9	10:54:17.222	**1:00.079**	18.806	21.506	19.767	83.054
10	10:55:26.495	**1:09.273**			21.997	75.742
11	10:56:28.541	**1:02.046**		22.784	18.001	93.988
12	10:57:29.387	**1:00.846**			18.447	93.205
13	10:58:33.634	**1:04.247**	20.424	24.338	19.485	92.818
14	10:59:39.531	**1:05.897**	19.621	23.610	22.666	36.196

(333) Andrew NAPIER

Lap	Time of Day	Lap Tm	S1	S2	S3	SFSpd
1	10:46:30.908					84.412
2	10:47:42.543	**1:11.635**				93.857
3	10:48:47.373	**1:04.830**				36.974
4	10:51:02.236	**2:14.863**				93.726
5	10:52:02.101	**59.865**				91.677
6	10:53:01.157	**59.056**				93.205
7	10:53:59.964	**58.807**				93.595
8	10:54:59.298	**59.334**				86.590
9	10:56:18.937	**1:19.639**				32.357
10	10:58:58.244	**2:39.307**				93.076
11	10:59:56.831	**58.587**				**93.988**
12	11:00:54.799	**57.968**				92.818

(47) Fraser McNEILL

Lap	Time of Day	Lap Tm	S1	S2	S3	SFSpd
1	10:46:26.467			26.151	20.265	**94.385**
2	10:47:24.757	**58.290**	**18.895**	22.009	17.386	93.465
3	10:48:23.224	**58.467**	19.181	21.852	17.434	93.857
4	10:49:36.949	**1:13.725**			27.281	31.432
5	10:51:16.485	**1:39.536**		22.863	17.636	94.120
6	10:52:15.038	**58.553**	19.085	22.098	**17.370**	93.465
7	10:53:18.063	**1:03.025**	21.091	24.554	17.380	94.120
8	10:54:16.733	**58.670**	18.920	**21.754**	17.996	94.120
9	10:55:30.324	**1:13.591**			24.541	35.944

(144) Donnie McLEOD

Lap	Time of Day	Lap Tm	S1	S2	S3	SFSpd
1	10:47:00.750			30.173	24.844	59.074
2	10:48:12.745	**1:11.995**	23.730	24.459	23.806	55.691
3	10:49:27.526	**1:14.781**			20.718	83.780
4	10:50:28.927	**1:01.401**		22.837	18.612	81.244
5	10:51:29.888	**1:00.961**	19.634	22.786	18.541	81.938
6	10:52:30.520	**1:00.632**	19.591	22.535	18.506	84.732
7	10:53:30.905	**1:00.385**	**19.379**	**22.507**	18.499	84.732
8	10:54:43.889	**1:12.984**	21.114	28.179	23.691	66.509
9	10:55:56.436	**1:12.547**	24.476	28.279	19.792	83.467
10	10:57:04.856	**1:08.420**	19.431	25.387	23.602	63.669
11	10:58:19.137	**1:14.281**	25.047	29.217	20.017	84.518
12	10:59:19.457	**1:00.320**			18.348	**85.815**
13	11:00:19.920	**1:00.463**		22.795	**18.345**	85.487

(38) Sean HISLOP

Lap	Time of Day	Lap Tm	S1	S2	S3	SFSpd
1	10:46:38.684			30.312	22.233	80.272
2	10:47:45.939	**1:07.255**	22.845	25.546	18.864	83.571
3	10:48:49.002	**1:03.063**	**20.149**	23.714	19.200	74.647
4	10:49:55.102	**1:06.100**			19.350	**84.625**
5	10:50:56.758	**1:01.656**		23.191	18.450	84.306
6	10:52:13.033	**1:16.275**	22.839	29.896	23.540	29.654
7	10:55:07.697	**2:54.664**			19.189	84.095
8	10:56:09.087	**1:01.390**		**23.010**	18.472	83.989
9	10:57:19.850	**1:10.763**	21.461	27.841	21.461	83.675
10	10:58:38.068	**1:18.218**	22.752	31.145	24.321	84.095
11	10:59:45.480	**1:07.412**			19.672	84.625
12	11:00:46.711	**1:01.231**		23.269	**18.397**	84.095

(14) Michael IMRIE

Lap	Time of Day	Lap Tm	S1	S2	S3	SFSpd
1	10:46:46.767			28.537	21.097	82.645
2	10:47:48.040	**1:01.273**	19.850	**22.540**	18.883	83.157
3	10:48:49.333	**1:01.293**	19.694	23.053	**18.546**	**83.467**
4	10:49:52.783	**1:03.450**			18.706	83.363
5	10:50:54.206	**1:01.423**		22.758	18.864	83.467
6	10:51:59.023	**1:04.817**	**19.667**	22.870	22.280	33.337
7	10:53:57.963	**1:58.940**	1:09.925	23.535	25.480	34.221

(716) Tom LOCKHART

Lap	Time of Day	Lap Tm	S1	S2	S3	SFSpd
1	10:46:47.280			34.322	22.759	75.742
2	10:47:52.786	**1:05.506**	22.440	24.052	19.014	85.379
3	10:48:54.658	**1:01.872**	20.017	23.013	18.842	85.706
4	10:49:57.300	**1:02.642**			19.731	86.146
5	10:50:58.652	**1:01.352**		22.939	**18.604**	85.706
6	10:52:16.308	**1:17.656**	20.634	28.671	28.351	21.648
7	10:54:28.847	**2:12.539**	1:26.626	26.285	19.628	84.625
8	10:55:30.709	**1:01.862**			18.706	85.379
9	10:56:32.290	**1:01.581**		**22.912**	18.890	85.596
10	10:57:34.124	**1:01.834**	**19.619**	22.979	19.236	85.487
11	10:58:35.776	**1:01.652**	19.691	23.122	18.839	**86.368**
12	10:59:37.159	**1:01.383**			18.747	86.035
13	11:00:38.432	**1:01.273**		23.156	18.628	86.146

(85) David JOYCE

Lap	Time of Day	Lap Tm	S1	S2	S3	SFSpd
1	10:46:49.716			29.145	22.353	84.946
2	10:47:56.024	**1:06.308**	21.150	24.023	21.135	72.314
3	10:49:02.086	**1:06.062**	21.920	25.138	19.004	87.153
4	10:50:04.001	**1:01.915**	20.141	23.223	18.551	86.814
5	10:51:06.949	**1:02.948**	20.412	23.323	19.213	**87.722**
6	10:52:28.342	**1:21.393**	24.074	33.798	23.521	86.927
7	10:53:30.413	**1:02.071**	20.227	23.297	18.547	87.266
8	10:54:32.440	**1:02.027**	20.242	23.321	18.464	87.494
9	10:55:46.759	**1:14.319**	21.325	31.140	21.854	86.814
10	10:56:48.483	**1:01.724**			18.588	87.153
11	10:57:49.803	**1:01.320**			**18.314**	87.494
12	10:58:51.624	**1:01.821**	**19.924**	**23.135**	18.762	87.494
13	11:00:12.471	**1:20.847**	20.706	34.471	25.670	85.487
14	11:01:14.515	**1:02.044**	20.099	23.530	18.415	87.153

(134) Hamish KINLOCH

Lap	Time of Day	Lap Tm	S1	S2	S3	SFSpd
1	10:48:33.016					72.943
2	10:49:41.016	**1:08.000**				87.040
3	10:50:46.066	**1:05.050**				84.306
4	10:51:49.987	**1:03.921**				87.380
5	10:52:51.778	**1:01.791**				**88.416**
6	10:53:53.952	**1:02.174**				86.257
7	10:54:56.285	**1:02.333**				86.590
8	10:55:58.942	**1:02.657**				87.722
9	10:57:16.417	**1:17.475**				68.130
10	10:58:25.588	**1:09.171**				85.596
11	10:59:28.441	**1:02.853**				85.925
12	11:00:36.156	**1:07.715**				22.140

(190) Henry SIMMONS

Lap	Time of Day	Lap Tm	S1	S2	S3	SFSpd
1	10:46:28.526			26.478	19.887	**89.239**
2	10:47:31.633	**1:03.107**	20.849	**23.551**	18.707	89.120
3	10:48:33.830	**1:02.197**	20.595	23.614	17.988	87.722
4	10:49:36.138	**1:02.308**			17.948	87.266
5	10:50:50.419	**1:14.281**		30.770	20.285	87.380
6	10:51:52.811	**1:02.392**	20.797	23.698	17.897	87.380

Clerk of the Course : **Orbits**

Sig : **Time :**

Chief Timekeeper : Ian Sharp (SMART Timing)

Results available at www.smart-timing.co.uk and www.speedhive.com

Printed: 24/08/2020 10:11:20

Super Lap Scotland - Round 3

Super Lap Scotland

Knockhill 1.267 miles

Practice - Group 1

23/08/2020 10:55

Practice (15:00 Time) started at 10:45:13

Lap	Time of Day	Lap Tm	S1	S2	S3	SFSpd
7	10:52:55.005	**1:02.194**	**20.501**	23.838	**17.855**	87.266
8	10:54:17.303	**1:22.298**	25.855	31.141	25.302	46.313
9	10:55:35.507	**1:18.204**			18.382	88.183
10	10:56:37.641	**1:02.134**			18.019	86.035
11	10:57:40.178	**1:02.537**	20.513	23.685	18.339	86.590
12	10:58:42.193	**1:02.015**	20.512	23.597	17.906	86.814
13	11:00:02.960	**1:20.767**			27.041	60.025
14	11:01:23.176	**1:20.216**		33.749	20.275	78.857

(15) Craig WALLACE

Lap	Time of Day	Lap Tm	S1	S2	S3	SFSpd
1	10:46:56.268			32.201	22.576	82.139
2	10:48:03.413	**1:07.145**			19.405	84.946
3	10:49:06.224	**1:02.811**			18.788	85.596
4	10:50:08.389	**1:02.165**			18.803	85.270
5	10:51:11.122	**1:02.733**			18.751	84.732
6	10:52:33.011	**1:21.889**			25.655	36.571
7	10:54:25.690	**1:52.679**			19.276	84.839
8	10:55:28.284	**1:02.594**			**18.570**	84.732
9	10:56:30.837	**1:02.553**			18.752	85.270
10	10:57:33.041	**1:02.204**	20.131	**23.173**	18.900	84.732
11	10:58:35.247	**1:02.206**	**20.022**	23.486	18.698	**86.479**
12	10:59:53.244	**1:17.997**			22.525	71.850
13	11:01:14.816	**1:21.572**			26.790	26.811

(814) Niall CAMPBELL

Lap	Time of Day	Lap Tm	S1	S2	S3	SFSpd
1	10:46:50.815			33.420	22.094	84.946
2	10:47:55.132	**1:04.317**	21.292	23.697	19.328	85.706
3	10:48:57.734	**1:02.602**	20.641	23.317	**18.644**	**86.590**
4	10:50:01.007	**1:03.273**			19.059	85.270
5	10:51:23.499	**1:22.492**		34.876	23.991	84.839
6	10:52:26.031	**1:02.532**	20.634	**23.151**	18.747	85.596
7	10:53:28.801	**1:02.770**	**20.440**	23.575	18.755	86.257
8	10:54:45.606	**1:16.805**	20.531	28.064	28.210	59.335
9	10:56:17.227	**1:31.621**	27.233	37.963	26.425	85.487
10	10:57:35.488	**1:18.261**			29.806	21.781

(392) Phillip TAYLOR

Lap	Time of Day	Lap Tm	S1	S2	S3	SFSpd
1	10:46:25.925			26.506	20.436	81.839
2	10:47:31.291	**1:05.366**	21.958	24.519	18.889	84.625
3	10:48:35.349	**1:04.058**	21.542	23.645	18.871	84.518
4	10:49:37.996	**1:02.647**			**18.558**	84.625
5	10:50:41.138	**1:03.142**		23.644	18.755	**84.946**
6	10:51:44.136	**1:02.998**	20.784	23.530	18.684	84.732
7	10:52:50.045	**1:05.909**	**20.600**	**23.370**	21.939	30.379
8	10:57:18.808	**4:28.763**	3:43.321	25.837	19.605	84.518
9	10:58:27.811	**1:09.003**	21.890	23.807	23.306	29.279

(101) Jonathan ADAMS

Lap	Time of Day	Lap Tm	S1	S2	S3	SFSpd
1	10:47:00.549					84.095
2	10:48:05.546	**1:04.997**				84.200
3	10:49:09.194	**1:03.648**				84.518
4	10:50:12.433	**1:03.239**				84.518
5	10:51:15.826	**1:03.393**				86.035
6	10:52:18.953	**1:03.127**				**87.494**
7	10:53:32.713	**1:13.760**				84.095
8	10:54:36.082	**1:03.369**				84.839
9	10:55:38.814	**1:02.732**				84.946
10	10:56:51.947	**1:13.133**				72.236
11	10:58:03.809	**1:11.862**				83.157
12	10:59:07.066	**1:03.257**				84.732
13	11:00:10.277	**1:03.211**				84.732
14	11:01:22.884	**1:12.607**				69.686

(123) David WALLACE

Lap	Time of Day	Lap Tm	S1	S2	S3	SFSpd
1	10:47:06.498			30.348	25.017	77.135
2	10:48:10.868	**1:04.370**	21.013	23.665	19.692	76.870
3	10:49:39.591	**1:28.723**			26.726	46.863
4	10:51:05.290	**1:25.699**		37.538	20.240	77.851
5	10:52:09.153	**1:03.863**	20.892	23.664	19.307	**78.032**
6	10:53:12.366	**1:03.213**	20.827	23.260	**19.126**	77.851
7	10:54:15.636	**1:03.270**			19.126	77.851
8	10:55:45.759	**1:30.123**			28.541	48.488
9	10:57:11.461	**1:25.702**	28.160	32.909	24.633	77.851
10	10:58:14.976	**1:03.515**	**20.572**	23.587	19.356	77.761
11	10:59:18.107	**1:03.131**	20.615	**23.231**	19.285	78.032
12	11:00:43.516	**1:25.409**	25.038	29.679	30.692	19.931

(58) Stewart McCRACKEN

Lap	Time of Day	Lap Tm	S1	S2	S3	SFSpd
1	10:46:27.512			26.832	22.924	64.156
2	10:47:38.263	**1:10.751**	25.648	25.468	19.635	86.479
3	10:48:46.997	**1:08.734**	21.924	26.239	20.571	85.054
4	10:49:57.489	**1:10.492**			20.635	80.368
5	10:51:06.408	**1:08.919**		26.261	19.939	87.153
6	10:52:13.699	**1:07.291**	22.139	**24.978**	20.174	86.146
7	10:53:24.402	**1:10.703**	21.627	29.052	20.024	87.380
8	10:54:30.709	**1:06.307**	21.575	25.096	19.636	87.608
9	10:55:37.670	**1:06.961**	**21.563**	26.012	**19.386**	**88.416**
10	10:57:41.093	**2:03.423**			31.698	32.140

Clerk of the Course : **Orbits**

Sig : **Time :**

Chief Timekeeper : Ian Sharp (SMART Timing)

Results available at www.smart-timing.co.uk and www.speedhive.com

Printed: 24/08/2020 10:11:20

Bulletin No._____

Super Lap Scotland - Round 3

Sorted on best lap time

Super Lap Scotland — **Knockhill 1.267 miles**

Practice - Group 2 — **23/08/2020 11:15**

Practice (15:00 Time) started at 11:04:04

Pos	No.	Name	Make/Model	Class Code	Laps	Best Tm	Diff	Best Speed	2nd Best
1	98	**Matthew LAWSON**	Mitsubishi Evo	SLS-P	7	**53.459**		85.315	53.610
2	66	**Frazer HUNTLY**	Nissan Silva 200SX	SLS-B	12	**53.661**	0.202	84.994	53.731
3	10	**Nev WOOD**	Ariel Atom	SLS-P	13	**54.051**	0.592	84.380	54.660
4	76	**Robbie WYPER**	Mitsubishi Evo 8 MR	SLS-B	11	**54.490**	1.031	83.700	54.539
5	61	**Andy CLOTWORTHY**	Subaru Impreza	SLS-B	8	**55.336**	1.877	82.421	55.652
6	39	**Francis SIMPSON**	Honda Civic	SLS-C	12	**55.443**	1.984	82.262	55.506
7	173	**David BROWN**	TVR Griffith	SLS-C	12	**57.651**	4.192	79.111	57.716

Clerk of the Course : **Orbits**

Sig : **Time :**

Chief Timekeeper : Ian Sharp (SMART Timing)

Results available at www.smart-timing.co.uk and www.speedhive.com

Printed: 24/08/2020 10:11:46

KNOCKHILL Racing Circuit

RR-S Building Materials Turbosmart Whiteline Strathearn pest control AET Turbos FMIC.eu Performance ECU Master Toyo Tires driven to perform Augustus Autos Nolathane

SUPER LAP SCOTLAND

KNOCKHILL MOTOR SPORTS CLUB

Bulletin No._____

Super Lap Scotland - Round 3

Super Lap Scotland

Knockhill 1.267 miles

Practice - Group 2

23/08/2020 11:15

Practice (15:00 Time) started at 11:04:04

(98) Matthew LAWSON

Lap	Time of Day	Lap Tm	S1	S2	S3	SFSpd
1	11:05:33.725			32.696	29.845	24.139
2	11:12:10.895	**6:37.170**	5:50.466	29.200	17.504	**124.273**
3	11:13:04.505	**53.610**	18.024	20.310	**15.276**	119.621
4	11:14:28.013	**1:23.508**	22.794	35.401	25.313	68.687
5	11:15:41.289	**1:13.276**	25.373	29.523	18.380	119.621
6	11:16:34.748	**53.459**	**17.787**	**20.265**	15.407	121.133
7	11:17:54.147	**1:19.399**	21.578	28.165	29.656	24.456

(66) Frazer HUNTLY

Lap	Time of Day	Lap Tm	S1	S2	S3	SFSpd
1	11:05:27.402				21.828	100.460
2	11:06:22.698	**55.296**			16.434	102.298
3	11:07:17.445	**54.747**			16.438	101.678
4	11:08:11.700	**54.255**			16.218	102.768
5	11:09:05.725	**54.025**			16.329	101.987
6	11:09:59.386	**53.661**			16.081	105.515
7	11:11:07.546	**1:08.160**			21.428	79.323
8	11:12:10.244	**1:02.698**			18.369	106.183
9	11:13:03.975	**53.731**			**16.020**	**107.372**
10	11:14:03.901	**59.926**			17.838	87.494
11	11:15:05.363	**1:01.462**			18.674	106.183
12	11:16:09.625	**1:04.262**			21.938	34.239

(10) Nev WOOD

Lap	Time of Day	Lap Tm	S1	S2	S3	SFSpd
1	11:05:31.684					113.742
2	11:07:00.790	**1:29.106**				91.055
3	11:08:02.405	**1:01.615**				117.526
4	11:08:57.091	**54.686**				117.733
5	11:09:51.142	**54.051**				116.912
6	11:10:45.802	**54.660**				115.703
7	11:11:53.789	**1:07.987**			**21.180**	95.323
8	11:13:00.818	**1:07.029**				115.903
9	11:13:56.114	**55.296**				116.304
10	11:15:10.529	**1:14.415**			23.923	76.259
11	11:16:13.176	**1:02.647**				**118.356**
12	11:17:08.212	**55.036**				117.321
13	11:18:23.880	**1:15.668**				31.300

(76) Robbie WYPER

Lap	Time of Day	Lap Tm	S1	S2	S3	SFSpd
1	11:05:27.999					108.764
2	11:06:24.036	**56.037**				**110.922**
3	11:07:18.575	**54.539**				110.012
4	11:08:13.261	**54.686**				108.064
5	11:09:26.160	**1:12.899**				74.234
6	11:10:37.513	**1:11.353**				109.296
7	11:11:32.340	**54.827**				108.413
8	11:12:26.830	**54.490**				109.653
9	11:13:22.015	**55.185**				109.832
10	11:14:33.394	**1:11.379**				70.343
11	11:15:52.191	**1:18.797**				31.789

(61) Andy CLOTWORTHY

Lap	Time of Day	Lap Tm	S1	S2	S3	SFSpd
1	11:05:33.093				23.509	60.186
2	11:06:47.774	**1:14.681**			21.847	76.086
3	11:07:49.406	**1:01.632**				**107.372**
4	11:08:44.742	**55.336**				105.349
5	11:09:40.394	**55.652**			**16.550**	106.351
6	11:10:36.759	**56.365**				106.015
7	11:11:37.186	**1:00.427**			20.773	65.216
8	11:13:03.475	**1:26.289**			30.107	25.830

(39) Francis SIMPSON

Lap	Time of Day	Lap Tm	S1	S2	S3	SFSpd
1	11:05:33.499			31.050	21.317	95.323
2	11:06:30.350	**56.851**	18.140	21.801	16.910	96.419
3	11:07:25.856	**55.506**	17.958	**20.730**	16.818	96.005
4	11:08:21.713	**55.857**			16.971	95.459
5	11:09:17.156	**55.443**		20.803	**16.715**	95.595
6	11:10:12.911	**55.755**	18.113	20.872	16.770	96.143
7	11:11:22.784	**1:09.873**	20.841	27.840	21.192	76.782
8	11:12:26.609	**1:03.825**	22.445	23.912	17.468	**97.117**
9	11:13:23.927	**57.318**			17.063	95.868
10	11:14:20.465	**56.538**		20.871	17.221	96.005
11	11:15:16.214	**55.749**	**17.953**	20.794	17.002	96.005
12	11:16:31.229	**1:15.015**	20.355	27.886	26.774	30.039

(173) David BROWN

Lap	Time of Day	Lap Tm	S1	S2	S3	SFSpd
1	11:05:41.844			41.803	21.947	97.682
2	11:06:39.727	**57.883**	19.100	**21.720**	17.063	96.836
3	11:07:37.443	**57.716**	18.678	22.067	16.971	97.824
4	11:08:35.231	**57.788**	18.674	22.183	**16.931**	97.257
5	11:09:51.672	**1:16.441**	21.238	28.485	26.718	29.905
6	11:12:13.989	**2:22.317**	1:42.859	22.130	17.328	96.976
7	11:13:11.841	**57.852**	18.731	21.972	17.149	**98.111**
8	11:14:21.785	**1:09.944**	19.418	30.251	20.275	97.117
9	11:15:19.657	**57.872**	18.769	22.021	17.082	97.682
10	11:16:31.205	**1:11.548**	21.516	30.790	19.242	97.682
11	11:17:28.856	**57.651**	**18.619**	22.003	17.029	97.682
12	11:18:46.350	**1:17.494**	21.636	28.699	27.159	29.986

Clerk of the Course : **Orbits**

Sig : **Time :**

Chief Timekeeper : Ian Sharp (SMART Timing)

Results available at www.smart-timing.co.uk and www.speedhive.com

Printed: 24/08/2020 10:12:11

SMART

KNOCKHILL Racing Circuit

RR-S Rolling Road Services
Turbosmart Engineered to Win
Whiteline
Strathearn pest control
AET Turbos
FMIC.co.uk Performance
ECU Master
TOYO TIRES driven to perform
Augustus Autos
Nolathane

SLS SUPER LAP SCOTLAND

KNOCKHILL MOTOR SPORTS CLUB

Bulletin No._____

Super Lap Scotland - Round 3

Sorted on best lap time

Super Lap Scotland — **Knockhill 1.267 miles**

Practice - Overall — **23/08/2020 10:55**

Practice started at 10:45:13

Pos	No.	Name	Make/Model	Class Code	Laps	Best Tm	Diff	Best Speed	2nd Best
1	98	**Matthew LAWSON**	Subaru Impreza	SLS-P	7	**53.459**		85.315	53.610
2	66	**Frazer HUNTLY**	Nissan Silva 200SX	SLS-B	12	**53.661**	0.202	84.994	53.731
3	10	**Nev WOOD**	Ariel Atom	SLS-P	13	**54.051**	0.592	84.380	54.660
4	76	**Robbie WYPER**	Mitsubishi Evo 8 MR	SLS-B	11	**54.490**	1.031	83.700	54.539
5	61	**Andy CLOTWORTHY**	Subaru Impreza	SLS-B	8	**55.336**	1.877	82.421	55.652
6	39	**Francis SIMPSON**	Honda Civic	SLS-C	12	**55.443**	1.984	82.262	55.506
7	64	**Sean MARTIN**	Honda Civic Type R	SLS-E	14	**57.585**	4.126	79.202	57.605
8	173	**David BROWN**	TVR Griffith	SLS-C	12	**57.651**	4.192	79.111	57.716
9	333	**Andrew NAPIER**	Honda Civic Type R	SLS-E	13	**57.968**	4.509	78.679	58.587
10	47	**Fraser McNEILL**	Honda Civic	SLS-E	9	**58.290**	4.831	78.244	58.467
11	144	**Donnie McLEOD**	Renault Clio 172	SLS-F	14	**1:00.320**	6.861	75.611	1:00.385
12	38	**Sean HISLOP**	Renault Clio 197	SLS-F	13	**1:01.231**	7.772	74.486	1:01.390
13	14	**Michael IMRIE**	Renault Clio 197	SLS-F	7	**1:01.273**	7.814	74.435	1:01.293
14	716	**Tom LOCKHART**	Renault Clio 172	SLS-F	14	**1:01.273**	7.814	74.435	1:01.352
15	85	**David JOYCE**	Renault Clio 182	SLS-F	15	**1:01.320**	7.861	74.378	1:01.724
16	134	**Hamish KINLOCH**	Toyota Corolla	Guest	12	**1:01.791**	8.332	73.811	1:02.174
17	190	**Henry SIMMONS**	Mazda MX5	SLS-E	15	**1:02.015**	8.556	73.544	1:02.134
18	15	**Craig WALLACE**	Peugeot 106 Xsi	SLS-F	13	**1:02.165**	8.706	73.367	1:02.204
19	814	**Niall CAMPBELL**	Honda Civic Type R	SLS-E	10	**1:02.532**	9.073	72.936	1:02.602
20	392	**Phillip TAYLOR**	Renault Clio	SLS-F	9	**1:02.647**	9.188	72.802	1:02.998
21	101	**Jonathan ADAMS**	Renault Clio	SLS-F	15	**1:02.732**	9.273	72.704	1:03.127
22	123	**David WALLACE**	Mazda MX5 Mk1	SLS-G	12	**1:03.131**	9.672	72.244	1:03.213
23	58	**Stewart McCRACKEN**	Triumph TR8	SLS-E	10	**1:06.307**	12.848	68.784	1:06.961

Clerk of the Course : **Orbits**

Sig : **Time :**

Chief Timekeeper : Ian Sharp (SMART Timing)

Results available at www.smart-timing.co.uk and www.speedhive.com

Printed: 24/08/2020 14:58:09

KNOCKHILL Racing Circuit

RR-S Rolling Road Services
Turbosmart Engineered to Win
Whiteline
Strathearn pest control
AET Turbos
FMIC.co.uk Performance
ECU Master
Toyo Tires driven to perform
AA Augustus Autos
Nolathane

SLS Super Lap Scotland

Knockhill Motor Sports Club

Bulletin No._____

Super Lap Scotland - Round 3

Sorted on best lap time

Super Lap Scotland — **Knockhill 1.267 miles**

Practice - Overall — **23/08/2020 10:55**

Practice started at 10:45:13

Pos	No.	Name	Make/Model	Class Code	Laps	Best Tm	Diff	Best Speed	2nd Best
Super Lap Scotland (B)									
1	66	**Frazer HUNTLY**	Nissan Silva 200SX	SLS-B	12	**53.661**		84.994	53.731
2	76	**Robbie WYPER**	Mitsubishi Evo 8 MR	SLS-B	11	**54.490**	0.829	83.700	54.539
3	61	**Andy CLOTWORTHY**	Subaru Impreza	SLS-B	8	**55.336**	1.675	82.421	55.652
Super Lap Scotland (C)									
1	39	**Francis SIMPSON**	Honda Civic	SLS-C	12	**55.443**		82.262	55.506
2	173	**David BROWN**	TVR Griffith	SLS-C	12	**57.651**	2.208	79.111	57.716
Super Lap Scotland (E)									
1	64	**Sean MARTIN**	Honda Civic Type R	SLS-E	14	**57.585**		79.202	57.605
2	333	**Andrew NAPIER**	Honda Civic Type R	SLS-E	13	**57.968**	0.383	78.679	58.587
3	47	**Fraser McNEILL**	Honda Civic	SLS-E	9	**58.290**	0.705	78.244	58.467
4	190	**Henry SIMMONS**	Mazda MX5	SLS-E	15	**1:02.015**	4.430	73.544	1:02.134
5	814	**Niall CAMPBELL**	Honda Civic Type R	SLS-E	10	**1:02.532**	4.947	72.936	1:02.602
6	123	**David WALLACE**	Mazda MX5 Mk1	SLS-G	12	**1:03.131**	5.546	72.244	1:03.213
7	58	**Stewart McCRACKEN**	Triumph TR8	SLS-E	10	**1:06.307**	8.722	68.784	1:06.961
Super Lap Scotland (F)									
1	144	**Donnie McLEOD**	Renault Clio 172	SLS-F	14	**1:00.320**		75.611	1:00.385
2	38	**Sean HISLOP**	Renault Clio 197	SLS-F	13	**1:01.231**	0.911	74.486	1:01.390
3	14	**Michael IMRIE**	Renault Clio 197	SLS-F	7	**1:01.273**	0.953	74.435	1:01.293
4	716	**Tom LOCKHART**	Renault Clio 172	SLS-F	14	**1:01.273**	0.953	74.435	1:01.352
5	85	**David JOYCE**	Renault Clio 182	SLS-F	15	**1:01.320**	1.000	74.378	1:01.724
6	15	**Craig WALLACE**	Peugeot 106 Xsi	SLS-F	13	**1:02.165**	1.845	73.367	1:02.204
7	392	**Phillip TAYLOR**	Renault Clio	SLS-F	9	**1:02.647**	2.327	72.802	1:02.998
8	101	**Jonathan ADAMS**	Renault Clio	SLS-F	15	**1:02.732**	2.412	72.704	1:03.127
Super Lap Scotland (G)									
1	134	**Hamish KINLOCH**	Toyota Corolla	Guest	12	**1:01.791**		73.811	1:02.174
Super Lap Scotland (Pro)									
1	98	**Matthew LAWSON**	Subaru Impreza	SLS-P	7	**53.459**		85.315	53.610
2	10	**Nev WOOD**	Ariel Atom	SLS-P	13	**54.051**	0.592	84.380	54.660

Clerk of the Course : **Orbits**

Sig : **Time :**

Chief Timekeeper : Ian Sharp (SMART Timing)

Results available at www.smart-timing.co.uk and www.speedhive.com

Printed: 24/08/2020 14:58:30

Knockhill Racing Circuit

Bulletin No.____

Super Lap Scotland - Round 3

Sorted on best lap time

DDMC Northern Saloon & Sports Car Championship — **Knockhill 1.267 miles**

Qualifying — **23/08/2020 11:35**

Practice (15:00 Time) started at 11:26:52

Pos	No.	Name	Make/Model	Class Code	Laps	Best Tm	Diff	Best Speed	2nd Best
1	79	Paul BRYDON	BMW M3	A1	6	54.797		83.232	56.115
2	54	Andrew MORRISON	Seat Leon Cupra	A1	13	54.945	0.148	83.007	55.193
3	18	Damien McKAY	Westfield FW	A2	14	55.346	0.549	82.406	55.412
4	53	Neil FINNIGHAN	Caterham R400	A1	13	55.464	0.667	82.231	56.156
5	1	Mark LEYBOURNE	Westfield FW	A2	15	57.177	2.380	79.767	57.226
6	8	Steve SWALEY	Honda Civic	C	14	57.286	2.489	79.615	57.385
7	31	Gary BOWERS	BMW M135	B	14	57.332	2.535	79.551	57.815
8	99	David BREWIS	Westfield SEiW	A2	14	57.522	2.725	79.289	57.570
9	64	Stevie McNAB	Renault Clio 172	C	9	1:00.061	5.264	75.937	1:00.556
10	9	John JOHNSON	Ginetta G20	E	13	1:00.085	5.288	75.906	1:00.758
11	88	Martin WHITEHOUSE	BMW Compact	B	14	1:01.424	6.627	74.252	1:01.455
12	30	Paul LIGHTBURN	BMW E36 318is	B	13	1:01.561	6.764	74.087	1:02.166
13	46	Ian HUMPISH	Ford Focus	B	13	1:01.804	7.007	73.795	1:02.341
14	101	Stewart MIDDLETON	BMW E36 328	B	13	1:02.592	7.795	72.866	1:03.100
15	33	Simon BAKER	Ford Fiesta Mk2	D	13	1:02.814	8.017	72.609	1:03.065
16	55	Tom BOWES	Vauxhall Corsa	C	13	1:05.668	10.871	69.453	1:06.404

Clerk of the Course : **Orbits**

Sig : **Time :**

Chief Timekeeper : Ian Sharp (SMART Timing)

Results available at www.smart-timing.co.uk and www.speedhive.com

Printed: 24/08/2020 09:53:40

Super Lap Scotland - Round 3

DDMC Northern Saloon & Sports Car Championship

Knockhill 1.267 miles

Qualifying

23/08/2020 11:35

Practice (15:00 Time) started at 11:26:52

(79) Paul BRYDON

Lap	Time of Day	Lap Tm	S1	S2	S3	SFSpd
1	11:28:14.760					95.053
2	11:29:19.154	**1:04.394**				**103.402**
3	11:30:17.020	**57.866**				101.987
4	11:31:13.135	**56.115**				100.611
5	11:32:13.041	**59.906**				101.832
6	11:33:07.838	**54.797**				101.218

(54) Andrew MORRISON

Lap	Time of Day	Lap Tm	S1	S2	S3	SFSpd
1	11:28:11.736			29.709	20.474	93.205
2	11:29:18.575	**1:06.839**	**22.235**	**26.121**	18.483	98.398
3	11:30:16.218	**57.643**			16.774	103.721
4	11:31:12.401	**56.183**			16.690	104.692
5	11:32:14.095	**1:01.694**			16.872	105.681
6	11:33:09.288	**55.193**			16.417	105.349
7	11:48:41.434	**14:07.713**			19.611	101.832
8	11:49:39.454	**58.020**			16.898	**106.183**
9	11:50:37.396	**57.942**			17.139	105.020
10	11:51:33.783	**56.387**			16.695	106.183
11	11:52:29.769	**55.986**			16.629	103.882
12	11:53:24.714	**54.945**			**16.299**	105.184
13	11:54:31.398	**1:06.684**			22.314	34.663

(18) Damien McKAY

Lap	Time of Day	Lap Tm	S1	S2	S3	SFSpd
1	11:28:27.527			33.003	22.311	94.785
2	11:29:27.012	**59.485**	19.181	23.151	17.153	96.976
3	11:30:23.733	**56.721**	18.849	20.837	17.035	96.558
4	11:31:20.318	**56.585**	18.678	20.824	17.083	97.399
5	11:32:16.805	**56.487**	18.199	21.374	16.914	96.558
6	11:33:12.151	**55.346**	**18.034**	20.603	16.709	97.540
7	11:48:41.561	**14:03.884**		26.036	18.745	96.976
8	11:49:40.438	**58.877**		22.009	17.203	**98.254**
9	11:50:56.100	**1:15.662**	23.955	33.839	17.868	97.967
10	11:51:52.009	**55.909**	18.138	20.941	16.830	97.117
11	11:52:49.207	**57.198**	18.125	21.455	17.618	96.419
12	11:53:45.898	**56.691**	18.951	21.009	16.731	97.540
13	11:54:41.423	**55.525**	18.152	20.843	**16.530**	97.682
14	11:55:36.835	**55.412**	18.125	**20.569**	16.718	97.257

(53) Neil FINNIGHAN

Lap	Time of Day	Lap Tm	S1	S2	S3	SFSpd
1	11:28:45.172			32.959	27.617	57.308
2	11:30:03.259	**1:18.087**	25.991	30.777	21.319	104.529
3	11:31:21.635	**1:18.376**	19.069	21.846	37.461	72.159
4	11:32:20.664	**59.029**	20.300	22.049	16.680	105.020
5	11:33:17.094	**56.430**	18.556	21.596	16.278	105.681
6	11:48:53.087	**14:09.880**		31.222	21.293	103.561
7	11:49:50.220	**57.133**	18.893	21.665	16.575	104.856
8	11:50:46.376	**56.156**	18.426	21.620	16.110	**105.848**
9	11:51:55.760	**1:09.384**	21.951	28.061	19.372	105.184
10	11:52:53.445	**57.685**	19.205	21.896	16.584	103.402
11	11:53:51.764	**58.319**	18.747	22.005	17.567	99.272
12	11:54:47.924	**56.160**	18.704	21.351	16.105	105.020
13	11:55:43.388	**55.464**	**18.243**	**21.347**	**15.874**	105.681

(1) Mark LEYBOURNE

Lap	Time of Day	Lap Tm	S1	S2	S3	SFSpd
1	11:28:20.954			31.979	20.015	96.143
2	11:29:21.152	**1:00.198**	19.800	22.719	17.679	96.836
3	11:30:19.585	**58.433**	19.061	22.328	17.044	96.697
4	11:31:18.529	**58.944**	18.794	22.423	17.727	94.919
5	11:32:17.441	**58.912**	18.915	22.633	17.364	90.320
6	11:33:14.755	**57.314**	18.739	**21.699**	16.876	97.399
7	11:48:42.200	**14:01.761**		26.121	18.859	96.697
8	11:49:40.779	**58.579**		22.227	16.937	**98.688**
9	11:50:39.530	**58.751**	19.770	22.100	16.881	96.697
10	11:51:36.756	**57.226**	18.764	21.898	**16.564**	97.682
11	11:52:34.260	**57.504**	18.780	21.839	16.885	97.682
12	11:53:31.437	**57.177**	18.689	21.812	16.676	96.558
13	11:54:28.719	**57.282**	18.685	21.751	16.846	96.976
14	11:55:26.749	**58.030**	19.064	21.854	17.112	96.143
15	11:56:24.272	**57.523**	**18.646**	21.922	16.955	96.143

(8) Steve SWALEY

Lap	Time of Day	Lap Tm	S1	S2	S3	SFSpd
1	11:28:32.834				23.059	87.040
2	11:29:32.681	**59.847**			17.114	95.459
3	11:30:31.631	**58.950**			17.165	94.785
4	11:31:29.799	**58.168**			17.155	95.188
5	11:32:27.392	**57.593**			**16.865**	**97.824**
6	11:33:25.107	**57.715**			17.071	96.143
7	11:48:57.780	**13:49.275**			23.247	79.136
8	11:50:04.260	**1:06.480**			24.295	67.649
9	11:51:08.053	**1:03.793**			17.014	93.335
10	11:52:06.580	**58.527**			16.893	96.281
11	11:53:05.560	**58.980**			17.129	94.120
12	11:54:03.162	**57.602**			17.117	95.868
13	11:55:00.448	**57.286**			17.032	94.518
14	11:55:57.833	**57.385**			16.959	96.281

(31) Gary BOWERS

Lap	Time of Day	Lap Tm	S1	S2	S3	SFSpd
1	11:28:25.500			33.195	21.925	94.385
2	11:29:24.634	**59.134**	19.192	22.333	17.609	96.281
3	11:30:24.232	**59.598**	19.268	22.302	18.028	**101.678**
4	11:31:23.132	**58.900**	19.219	21.991	17.690	99.863
5	11:32:22.054	**58.922**	19.369	22.323	17.230	98.688
6	11:33:19.930	**57.876**	18.960	21.965	**16.951**	99.419
7	11:48:54.944	**14:05.221**		30.783	22.270	98.688
8	11:49:52.932	**57.988**	18.745	22.072	17.171	98.254
9	11:50:50.867	**57.935**	18.819	22.148	16.968	98.254
10	11:51:53.441	**1:02.574**	19.239	24.561	18.774	98.398
11	11:52:50.773	**57.332**	18.743	**21.635**	16.954	100.611
12	11:53:56.215	**1:05.442**	19.503	25.660	20.279	99.419
13	11:54:54.030	**57.815**	**18.607**	21.982	17.226	100.611
14	11:55:56.186	**1:02.156**	18.763	21.711	21.682	35.227

(99) David BREWIS

Lap	Time of Day	Lap Tm	S1	S2	S3	SFSpd
1	11:28:43.271				24.808	95.053
2	11:29:44.190	**1:00.919**			17.949	92.308
3	11:30:44.711	**1:00.521**			17.729	95.731
4	11:31:45.481	**1:00.770**			17.915	97.257
5	11:32:44.711	**59.230**			17.146	97.399
6	11:48:28.426	**14:40.054**			17.557	96.281
7	11:49:27.029	**58.603**			17.305	97.257
8	11:50:24.853	**57.824**			**16.985**	97.824
9	11:51:22.729	**57.876**			17.175	98.398
10	11:52:20.326	**57.597**			17.267	96.419
11	11:53:17.848	**57.522**			17.142	**99.125**
12	11:54:16.132	**58.284**			17.133	97.540
13	11:55:13.702	**57.570**			17.401	96.976
14	11:56:23.292	**1:09.590**			21.619	71.013

(64) Stevie McNAB

Lap	Time of Day	Lap Tm	S1	S2	S3	SFSpd
1	11:28:14.186			29.943	21.189	77.402
2	11:29:31.235	**1:17.049**	23.138	30.154	23.757	66.575
3	11:30:54.017	**1:22.782**	28.739	29.389	24.654	**90.198**
4	11:32:11.406	**1:17.389**			23.873	36.933
5	11:48:31.197	**16:19.791**		26.009	20.031	86.702
6	11:49:32.689	**1:01.492**	20.349	22.900	18.243	88.068
7	11:50:33.245	**1:00.556**	19.815	22.687	**18.054**	89.002
8	11:51:33.306	**1:00.061**	**19.565**	**22.404**	18.092	88.416
9	11:52:56.156	**1:22.850**	24.349	29.249	29.252	33.189

(9) John JOHNSON

Clerk of the Course :

Orbits

Sig : **Time :**

Chief Timekeeper : Ian Sharp (SMART Timing)

Results available at www.smart-timing.co.uk and www.speedhive.com

Printed: 24/08/2020 09:53:59

Super Lap Scotland - Round 3

DDMC Northern Saloon & Sports Car Championship

Knockhill 1.267 miles

Qualifying

23/08/2020 11:35

Practice (15:00 Time) started at 11:26:52

Lap	Time of Day	Lap Tm	S1	S2	S3	SFSpd
1	11:28:44.779			32.598	25.983	84.200
2	11:29:46.717	**1:01.938**	20.208	23.746	17.984	88.068
3	11:30:47.475	**1:00.758**	19.896	23.107	17.755	88.884
4	11:31:49.366	**1:01.891**	20.050	23.845	17.996	**89.836**
5	11:32:51.175	**1:01.809**	20.901	23.173	17.735	88.532
6	11:48:30.120	**14:33.338**		24.545	18.347	87.266
7	11:49:31.250	**1:01.130**		23.446	17.900	88.767
8	11:50:32.083	**1:00.833**	20.011	23.010	17.812	87.952
9	11:51:33.307	**1:01.224**	20.014	23.042	18.168	88.649
10	11:52:34.466	**1:01.159**	20.149	23.146	17.864	87.722
11	11:53:34.551	**1:00.085**	**19.517**	22.862	**17.706**	88.068
12	11:54:35.469	**1:00.918**	20.017	23.113	17.788	88.299
13	11:55:37.151	**1:01.682**	20.146	23.433	18.103	86.368

(88) Martin WHITEHOUSE

Lap	Time of Day	Lap Tm	S1	S2	S3	SFSpd
1	11:28:16.656			29.193	21.971	83.467
2	11:29:21.566	**1:04.910**	21.107	24.844	18.959	86.035
3	11:30:23.687	**1:02.121**	19.973	23.690	18.458	85.925
4	11:31:25.505	**1:01.818**	20.254	**22.989**	18.575	86.257
5	11:32:27.659	**1:02.154**	19.991	23.814	18.349	85.815
6	11:33:29.083	**1:01.424**	20.000	23.284	**18.140**	86.035
7	11:48:58.650	**13:54.551**		30.834	25.454	85.815
8	11:50:01.383	**1:02.733**	20.128	23.790	18.815	84.306
9	11:51:02.838	**1:01.455**	**19.653**	23.424	18.378	**86.702**
10	11:52:05.651	**1:02.813**	19.899	24.521	18.393	86.146
11	11:53:07.881	**1:02.230**	19.879	23.873	18.478	85.596
12	11:54:10.096	**1:02.215**	19.943	23.981	18.291	86.146
13	11:55:11.977	**1:01.881**	20.068	23.471	18.342	86.035
14	11:56:14.329	**1:02.352**			18.970	78.032

(30) Paul LIGHTBURN

Lap	Time of Day	Lap Tm	S1	S2	S3	SFSpd
1	11:28:34.966			31.452	23.072	74.564
2	11:29:39.656	**1:04.690**	20.936	24.499	19.255	86.146
3	11:30:42.139	**1:02.483**	20.175	23.705	18.603	85.162
4	11:31:54.457	**1:12.318**			20.204	84.412
5	11:33:04.169	**1:09.712**		27.573	21.178	84.946
6	11:49:01.629	**14:36.890**			22.479	80.853
7	11:50:05.578	**1:03.949**		23.908	19.251	86.146
8	11:51:07.139	**1:01.561**	19.913	**23.265**	**18.383**	**86.590**
9	11:52:14.625	**1:07.486**	21.075	25.942	20.469	86.590
10	11:53:17.284	**1:02.659**	20.569	23.629	18.461	85.706
11	11:54:21.291	**1:04.007**	20.872	24.384	18.751	84.946
12	11:55:28.156	**1:06.865**	22.399	24.787	19.679	86.257
13	11:56:30.322	**1:02.166**	**19.851**	23.609	18.706	84.518

(46) Ian HUMPISH

Lap	Time of Day	Lap Tm	S1	S2	S3	SFSpd
1	11:28:36.845			30.267	23.846	76.607
2	11:29:41.526	**1:04.681**	21.783	24.485	18.413	87.837
3	11:30:45.469	**1:03.943**	20.464	24.913	18.566	87.952
4	11:31:49.069	**1:03.600**			18.507	88.416
5	11:32:54.844	**1:05.775**		25.212	18.112	88.767
6	11:48:36.196	**14:33.324**		24.788	19.315	86.479
7	11:49:39.090	**1:02.894**		24.099	18.408	87.266
8	11:50:44.358	**1:05.268**	21.799	25.137	18.332	88.068
9	11:51:46.797	**1:02.439**	20.219	23.722	18.498	**89.716**
10	11:52:49.138	**1:02.341**	20.330	23.746	18.265	88.416
11	11:53:52.022	**1:02.884**	20.589	23.839	18.456	87.494
12	11:54:54.575	**1:02.553**	20.188	23.812	18.553	88.183
13	11:55:56.379	**1:01.804**	**20.099**	**23.608**	**18.097**	89.358

(101) Stewart MIDDLETON

Lap	Time of Day	Lap Tm	S1	S2	S3	SFSpd
1	11:28:30.330			32.780	23.831	85.815
2	11:29:35.380	**1:05.050**	21.079	24.415	19.556	87.266
3	11:30:40.176	**1:04.796**	20.791	24.834	19.171	88.299
4	11:31:44.496	**1:04.320**	20.689	24.092	19.539	87.837
5	11:32:49.077	**1:04.581**	21.287	24.208	19.086	88.183
6	11:48:34.231	**14:34.426**		25.594	19.341	86.814
7	11:49:38.429	**1:04.198**		24.190	19.778	87.494
8	11:50:43.615	**1:05.186**	20.884	25.148	19.154	88.532
9	11:51:46.207	**1:02.592**	20.071	**23.838**	**18.683**	85.162
10	11:52:55.867	**1:09.660**	22.841	26.118	20.701	88.767
11	11:53:59.065	**1:03.198**	**19.928**	24.255	19.015	**89.477**
12	11:55:02.463	**1:03.398**	20.277	24.224	18.897	89.239
13	11:56:05.563	**1:03.100**			18.857	89.120

(33) Simon BAKER

Lap	Time of Day	Lap Tm	S1	S2	S3	SFSpd
1	11:28:28.111				23.656	77.402
2	11:29:33.294	**1:05.183**	**21.083**	24.199	19.901	78.214
3	11:30:39.123	**1:05.829**			19.262	78.488
4	11:31:42.990	**1:03.867**		**23.362**	19.928	73.989
5	11:32:46.936	**1:03.946**			**18.985**	78.765
6	11:48:32.551	**14:39.107**	5:00.753	25.069	19.793	77.491
7	11:49:36.635	**1:04.084**			19.238	79.985
8	11:50:41.141	**1:04.506**			19.639	**81.441**
9	11:51:43.955	**1:02.814**			19.343	73.907
10	11:52:47.425	**1:03.470**			19.097	77.761
11	11:53:51.694	**1:04.269**			19.323	79.323
12	11:54:56.195	**1:04.501**			19.001	80.853
13	11:55:59.260	**1:03.065**			19.034	81.441

(55) Tom BOWES

Lap	Time of Day	Lap Tm	S1	S2	S3	SFSpd
1	11:28:20.789				22.286	81.739
2	11:29:32.127	**1:11.338**				87.722
3	11:30:41.490	**1:09.363**				87.380
4	11:31:48.451	**1:06.961**				**87.952**
5	11:32:56.549	**1:08.098**				87.040
6	11:48:45.035	**14:29.786**				87.266
7	11:49:53.160	**1:08.125**			20.582	78.305
8	11:51:00.125	**1:06.965**				86.927
9	11:52:06.529	**1:06.404**				87.380
10	11:53:13.153	**1:06.624**				87.153
11	11:54:20.715	**1:07.562**				86.146
12	11:55:29.412	**1:08.697**			19.871	87.494
13	11:56:35.080	**1:05.668**			**18.754**	87.608

Clerk of the Course :

Orbits

Sig : **Time :**

Chief Timekeeper : Ian Sharp (SMART Timing)

Results available at www.smart-timing.co.uk and www.speedhive.com

Printed: 24/08/2020 09:53:59

RR-S Rolling Road Services
Turbosmart Engineered to Win
Whiteline
Strathearn pest control
AET Turbos
FMIC.co.uk Performance
ECU Master
Toyo Tires driven to perform
AA Augustus Autos
Nolathane

Darlington & District Motor Club

Knockhill Motor Sports Club

Bulletin No._____

Super Lap Scotland - Round 3

DDMC Northern Saloon & Sports Car Championship — **Knockhill 1.267 miles**

Race — **23/08/2020 14:40**

Race (15:00 and 1 Laps) started at 15:13:22

POLE POSITION

2	54 Andrew MORRISON 54.945	1	79 Paul BRYDON 54.797
4	53 Neil FINNIGHAN 55.464	3	18 Damien McKAY 55.346
6	8 Steve SWALEY 57.286	5	1 Mark LEYBOURNE 57.177
8	99 David BREWIS 57.522	7	31 Gary BOWERS 57.332
10	9 John JOHNSON 1:00.085	9	64 Stevie McNAB 1:00.061
12	30 Paul LIGHTBURN 1:01.561	11	88 Martin WHITEHOUSE 1:01.424
14	101 Stewart MIDDLETON 1:02.592	13	46 Ian HUMPISH 1:01.804
16	55 Tom BOWES 1:05.668	15	33 Simon BAKER 1:02.814

1	
2	
3	
4	
5	
6	
7	
8	

Clerk of the Course : **Orbits**

Sig : **Time :**

Chief Timekeeper : Ian Sharp (SMART Timing)

Results available at www.smart-timing.co.uk and www.speedhive.com

Printed: 24/08/2020 09:55:10

Knockhill Racing Circuit

JUNIOR SALOON CAR CHAMPIONSHIP

Bulletin No._____

Super Lap Scotland - Round 3

Sorted on Laps

BARC Junior Saloon Championship — Knockhill 1.267 miles

Race - Re-Start — 23/08/2020 13:05

Race (13:00 and 1 Laps) started at 13:22:09

Pos	No.	Name	Make/Model	Class Code	Laps	Total Tm	Diff	Best Tm	In Lap	Best Speed
1	298	Lewis SAUNDERS	Citroen Saxo VTR	JSCC	8	9:07.357		1:07.148	8	67.922
2	55	Charlie HAND	Citroen Saxo VTR	JSCC	8	9:11.408	4.051	1:07.260	8	67.809
3	8	Harry RICE	Citroen Saxo VTR	JSCC	8	9:14.031	6.674	1:07.290	7	67.779
4	12	Alex SOLLEY	Citroen Saxo VTR	JSCC	8	9:16.082	8.725	1:07.781	8	67.288
5	86	Benjamin GREENHILL	Citroen Saxo VTR	JSCC	8	9:16.581	9.224	1:07.779	8	67.290
6	754	Alfie JEAKINS	Citroen Saxo VTR	JSCC	8	9:18.214	10.857	1:07.581	6	67.487
7	40	Matthew CRIPPS	Citroen Saxo VTR	JSCC	8	9:25.208	17.851	1:07.860	6	67.210
8	87	Deagan FAIRCLOUGH	Citroen Saxo VTR	JSCC	8	9:26.095	18.738	1:08.532	6	66.551
9	21	Archie TOMPSON	Citroen Saxo VTR	JSCC	8	9:26.100	18.743	1:08.230	5	66.845
10	80	Aaron WALKER	Citroen Saxo VTR	JSCC	8	9:27.489	20.132	1:08.523	8	66.559
11	53	James BLACK	Citroen Saxo VTR	JSCC	8	9:29.912	22.555	1:08.666	5	66.421
12	41	Archie HANDY	Citroen Saxo VTR	JSCC	8	9:30.378	23.021	1:08.247	7	66.828
13	147	Molly DODD	Citroen Saxo VTR	JSCC	8	9:31.257	23.900	1:08.280	8	66.796
14	260	James WALLIS	Citroen Saxo VTR	JSCC	8	9:42.662	35.305	1:09.925	8	65.225
15	30	Jamie GOODE	Citreon Saxo VTR	JSCC	8	9:43.622	36.265	1:10.362	8	64.820
16	22	Ashley GREGORY	Citroen Saxo VTR	JSCC	8	9:43.685	36.328	1:09.070	7	66.032
17	18	Dan PARRANS-SMITH	Citroen Saxo VTR	JSCC	8	9:44.842	37.485	1:09.034	7	66.067
18	600	Ruben HAGE	Citroen Saxo VTR	JSCC	8	9:45.740	38.383	1:09.817	8	65.326
19	31	Brody ORR	Citroen Saxo VTR	JSCC	8	9:51.569	44.212	1:08.477	5	66.604
Not classified (from pos 20)										
	54	Harvey CATON	Citroen Saxo VTS	JSCC	8	9:30.057	22.700	1:08.783	5	66.308
DNS	69	Olivia MARTIN	Citroen Saxo VTR	JSCC			DNS		0	-
DNS	98	Oliver COTTAM	Citroen Saxo VTR	JSCC			DNS		0	-
DNS	34	Tommy GILHAM	Citroen Saxo VTR	JSCC			DNS		0	-
DNS	29	Scott SUMPTON	Citroen Saxo VTR	JSCC			DNS		0	-

Announcements

RED FLAG after Leader completed 1 Lap - Race re-started over 13 minutes + 1 Lap
Car No's 29, 34, 69 & 98 - Did not take Re-Start
RED FLAG after Leader completed 9 Laps - Result declared at 8 Laps
Car No.54 - No classified - Not running under own power at time of Red Flag

Margin of Victory	Avg. Speed	Best Lap Tm	Best Speed	Best Lap by
4.051	66.660	1:07.148	67.922	298 - Lewis SAUNDERS

Clerk of the Course : Orbits

Sig : **Time :**

Chief Timekeeper : Ian Sharp (SMART Timing)

Results available at www.smart-timing.co.uk and www.speedhive.com

Printed: 24/08/2020 09:37:59

Super Lap Scotland - Round 3

BARC Junior Saloon Championship

Knockhill 1.267 miles

Race - Re-Start

23/08/2020 13:05

Race (13:00 and 1 Laps) started at 13:22:09

(298) Lewis SAUNDERS

Lap	Time of Day	Lap Tm	S1	S2	S3	SFSpd
1	13:23:21.960			26.261	20.868	73.989
2	13:24:30.679	**1:08.719**	22.447	25.539	20.733	74.813
3	13:25:39.108	**1:08.429**	22.190	25.495	20.744	74.647
4	13:26:47.159	**1:08.051**	22.171	25.185	20.695	74.813
5	13:27:54.656	**1:07.497**	22.042	25.013	20.442	74.813
6	13:29:02.515	**1:07.859**	22.183	24.931	20.745	73.745
7	13:30:09.757	**1:07.242**	22.222	**24.696**	**20.324**	75.572
8	13:31:16.905	**1:07.148**	22.007	24.792	20.349	**75.657**

(55) Charlie HAND

Lap	Time of Day	Lap Tm	S1	S2	S3	SFSpd
1	13:23:22.724			26.092	20.948	74.813
2	13:24:32.054	**1:09.330**	22.705	25.693	20.932	74.399
3	13:25:40.850	**1:08.796**	22.573	25.613	20.610	74.647
4	13:26:49.111	**1:08.261**	22.262	25.409	20.590	74.647
5	13:27:57.085	**1:07.974**	22.130	25.353	20.491	74.813
6	13:29:05.622	**1:08.537**	21.998	25.709	20.830	74.813
7	13:30:13.696	**1:08.074**	22.157	25.461	20.456	**75.233**
8	13:31:20.956	**1:07.260**	21.791	25.097	**20.372**	74.813

(8) Harry RICE

Lap	Time of Day	Lap Tm	S1	S2	S3	SFSpd
1	13:23:24.564					71.089
2	13:24:34.474	**1:09.910**				73.907
3	13:25:43.714	**1:09.240**				73.826
4	13:26:52.288	**1:08.574**				73.502
5	13:28:01.006	**1:08.718**				72.785
6	13:29:08.819	**1:07.813**				73.745
7	13:30:16.109	**1:07.290**				**74.564**
8	13:31:23.579	**1:07.470**				73.422

(12) Alex SOLLEY

Lap	Time of Day	Lap Tm	S1	S2	S3	SFSpd
1	13:23:23.683			26.524	21.204	74.234
2	13:24:34.139	**1:10.456**	23.070	26.444	20.942	74.316
3	13:25:42.983	**1:08.844**	22.583	25.646	20.615	**74.730**
4	13:26:51.728	**1:08.745**	22.426	25.691	20.628	74.316
5	13:28:01.236	**1:09.508**	22.338	25.676	21.494	72.549
6	13:29:09.644	**1:08.408**	22.340	**25.268**	20.800	74.070
7	13:30:17.849	**1:08.205**	22.096	25.609	20.500	74.730
8	13:31:25.630	**1:07.781**	21.937	25.354	**20.490**	74.564

(86) Benjamin GREENHILL

Lap	Time of Day	Lap Tm	S1	S2	S3	SFSpd
1	13:23:25.197			26.911	21.095	73.182
2	13:24:35.345	**1:10.148**	23.071	26.123	20.954	**74.070**
3	13:25:45.168	**1:09.823**	23.017	26.122	20.684	74.070
4	13:26:53.756	**1:08.588**	22.370	25.348	20.870	73.342
5	13:28:01.948	**1:08.192**	22.054	25.419	20.719	71.013
6	13:29:10.086	**1:08.138**	22.290	**25.242**	20.606	73.907
7	13:30:18.350	**1:08.264**	21.993	25.697	20.574	73.664
8	13:31:26.129	**1:07.779**	21.835	25.399	**20.545**	73.907

(754) Alfie JEAKINS

Lap	Time of Day	Lap Tm	S1	S2	S3	SFSpd
1	13:23:27.646			28.189	21.696	70.196
2	13:24:38.398	**1:10.752**	23.629	26.303	20.820	72.627
3	13:25:47.197	**1:08.799**	22.317	25.587	20.895	73.182
4	13:26:56.664	**1:09.467**	22.570	26.118	20.779	73.022
5	13:28:04.634	**1:07.970**	22.140	25.196	20.634	72.864
6	13:29:12.215	**1:07.581**	21.981	**25.093**	**20.507**	73.342
7	13:30:20.103	**1:07.888**	**21.696**	25.273	20.919	72.627
8	13:31:27.762	**1:07.659**	21.724	25.324	20.611	**73.907**

(40) Matthew CRIPPS

Lap	Time of Day	Lap Tm	S1	S2	S3	SFSpd
1	13:23:28.122			28.871	21.677	72.864
2	13:24:39.121	**1:10.999**	23.407	26.307	21.285	70.863
3	13:25:50.360	**1:11.239**	22.637	27.235	21.367	**74.316**
4	13:26:59.735	**1:09.375**	22.555	25.947	20.873	72.943
5	13:28:08.179	**1:08.444**	22.177	25.727	20.540	73.583
6	13:29:16.039	**1:07.860**	**22.123**	**25.312**	**20.425**	74.152
7	13:30:25.694	**1:09.655**	22.188	26.604	20.863	73.102
8	13:31:34.756	**1:09.062**	22.213	26.122	20.727	73.182

(87) Deagan FAIRCLOUGH

Lap	Time of Day	Lap Tm	S1	S2	S3	SFSpd
1	13:23:28.874					72.549
2	13:24:40.466	**1:11.592**			21.110	72.864
3	13:25:50.694	**1:10.228**			**20.981**	73.342
4	13:27:00.383	**1:09.689**				**73.664**
5	13:28:08.947	**1:08.564**				72.392
6	13:29:17.479	**1:08.532**				73.262
7	13:30:26.214	**1:08.735**			21.266	73.502
8	13:31:35.643	**1:09.429**			21.152	72.706

(21) Archie TOMPSON

Lap	Time of Day	Lap Tm	S1	S2	S3	SFSpd
1	13:23:28.702			28.902	21.667	72.159
2	13:24:40.200	**1:11.498**	23.274	26.328	21.896	70.863
3	13:25:49.705	**1:09.505**	22.348	26.255	20.902	**73.502**
4	13:26:59.182	**1:09.477**	22.515	26.027	20.935	72.081
5	13:28:07.412	**1:08.230**	**22.030**	25.619	**20.581**	72.627
6	13:29:15.842	**1:08.430**	22.166	25.582	20.682	72.627
7	13:30:25.947	**1:10.105**	22.539	26.610	20.956	73.102
8	13:31:35.648	**1:09.701**	22.132	26.469	21.100	72.081

(80) Aaron WALKER

Lap	Time of Day	Lap Tm	S1	S2	S3	SFSpd
1	13:23:29.413			27.921	21.818	72.236
2	13:24:41.150	**1:11.737**			21.317	71.696
3	13:25:50.992	**1:09.842**	23.116	25.938	20.788	73.502
4	13:27:00.643	**1:09.651**	22.700	25.902	21.049	72.549
5	13:28:10.174	**1:09.531**	22.438	**25.648**	21.445	**73.907**
6	13:29:19.735	**1:09.561**			20.844	72.470
7	13:30:28.514	**1:08.779**			**20.605**	72.627
8	13:31:37.037	**1:08.523**	**22.077**	25.652	20.794	73.342

(53) James BLACK

Lap	Time of Day	Lap Tm	S1	S2	S3	SFSpd
1	13:23:29.711			29.131	21.956	72.627
2	13:24:42.097	**1:12.386**	23.586	27.350	21.450	72.627
3	13:25:52.626	**1:10.529**	23.077	26.108	21.344	73.262
4	13:27:02.777	**1:10.151**	22.696	26.435	21.020	73.102
5	13:28:11.443	**1:08.666**	22.384	**25.648**	**20.634**	73.102
6	13:29:20.894	**1:09.451**	22.406	26.332	20.713	72.627
7	13:30:29.846	**1:08.952**	**22.374**	25.845	20.733	72.864
8	13:31:39.460	**1:09.614**	22.431	26.333	20.850	**73.422**

(41) Archie HANDY

Lap	Time of Day	Lap Tm	S1	S2	S3	SFSpd
1	13:23:29.893			28.405	21.612	73.907
2	13:24:42.654	**1:12.761**	24.078	27.074	21.609	73.342
3	13:25:53.667	**1:11.013**	23.468	26.385	21.160	74.647
4	13:27:03.510	**1:09.843**	22.713	26.159	20.971	**75.233**
5	13:28:13.575	**1:10.065**	23.226	25.998	20.841	73.502
6	13:29:22.610	**1:09.035**	22.346	25.929	20.760	74.316
7	13:30:30.857	**1:08.247**	**22.285**	**25.396**	**20.566**	74.316
8	13:31:39.926	**1:09.069**	22.315	25.756	20.998	75.064

(147) Molly DODD

Lap	Time of Day	Lap Tm	S1	S2	S3	SFSpd
1	13:23:29.104					70.343
2	13:24:41.230	**1:12.126**				**73.502**
3	13:25:52.323	**1:11.093**				72.627
4	13:27:03.237	**1:10.914**				71.927
5	13:28:13.906	**1:10.669**				71.543
6	13:29:24.175	**1:10.269**				73.422
7	13:30:32.525	**1:08.350**				69.758
8	13:31:40.805	**1:08.280**				71.850

(260) James WALLIS

Clerk of the Course : **Orbits**

Sig : **Time :**

Chief Timekeeper : Ian Sharp (SMART Timing)

Results available at www.smart-timing.co.uk and www.speedhive.com

Printed: 24/08/2020 09:39:23

Bulletin No.____

Super Lap Scotland - Round 3

BARC Junior Saloon Championship

Knockhill 1.267 miles

Race - Re-Start

23/08/2020 13:05

Race (13:00 and 1 Laps) started at 13:22:09

Lap	Time of Day	Lap Tm	S1	S2	S3	SFSpd
1	13:23:31.718			28.453	22.048	71.315
2	13:24:44.139	**1:12.421**	23.842	27.276	21.303	**71.467**
3	13:25:55.651	**1:11.512**	23.267	26.608	21.637	70.343
4	13:27:07.528	**1:11.877**	23.222	26.822	21.833	70.565
5	13:28:19.299	**1:11.771**	23.611	26.617	21.543	69.977
6	13:29:31.563	**1:12.264**	23.265	27.426	21.573	69.614
7	13:30:42.285	**1:10.722**	23.256	26.454	21.012	70.417
8	13:31:52.210	**1:09.925**	**22.634**	**26.315**	**20.976**	70.050

(30) Jamie GOODE

Lap	Time of Day	Lap Tm	S1	S2	S3	SFSpd
1	13:23:31.209				21.895	72.314
2	13:24:43.361	**1:12.152**			21.205	**72.943**
3	13:25:54.866	**1:11.505**			21.162	72.470
4	13:27:07.804	**1:12.938**			22.480	68.060
5	13:28:19.942	**1:12.138**	23.861	27.074	21.203	72.159
6	13:29:32.170	**1:12.228**			20.996	72.627
7	13:30:42.808	**1:10.638**		26.504	**20.867**	72.549
8	13:31:53.170	**1:10.362**	**22.913**	**26.381**	21.068	70.938

(22) Ashley GREGORY

Lap	Time of Day	Lap Tm	S1	S2	S3	SFSpd
1	13:23:24.539			26.412	21.683	70.270
2	13:24:35.180	**1:10.641**	23.244	26.381	21.016	72.549
3	13:25:46.762	**1:11.582**			20.990	72.236
4	13:26:57.090	**1:10.328**		26.728	20.951	**73.262**
5	13:28:06.197	**1:09.107**	**22.637**	25.756	20.714	72.706
6	13:29:34.907	**1:28.710**	22.890	43.747	22.073	71.164
7	13:30:43.977	**1:09.070**	22.639	**25.606**	20.825	72.785
8	13:31:53.233	**1:09.256**	22.943	25.620	**20.693**	73.022

(18) Dan PARRANS-SMITH

Lap	Time of Day	Lap Tm	S1	S2	S3	SFSpd
1	13:23:38.314				22.208	73.745
2	13:24:50.813	**1:12.499**	23.904	26.900	21.695	74.234
3	13:26:02.199	**1:11.386**	23.088	26.808	21.490	74.234
4	13:27:13.241	**1:11.042**	23.193	26.290	21.559	74.647
5	13:28:23.424	**1:10.183**	22.775	26.203	21.205	74.564
6	13:29:34.343	**1:10.919**	22.546	26.781	21.592	73.907
7	13:30:43.377	**1:09.034**	**22.493**	**25.668**	**20.873**	74.647
8	13:31:54.390	**1:11.013**	23.758	26.352	20.903	**74.897**

(600) Ruben HAGE

Lap	Time of Day	Lap Tm	S1	S2	S3	SFSpd
1	13:23:32.553					68.338
2	13:24:44.925	**1:12.372**				**69.470**
3	13:25:56.188	**1:11.263**				68.899
4	13:27:08.276	**1:12.088**			**22.338**	67.785
5	13:28:21.238	**1:12.962**				68.338
6	13:29:35.432	**1:14.194**				67.445
7	13:30:45.471	**1:10.039**				68.060
8	13:31:55.288	**1:09.817**				69.470

(31) Brody ORR

Lap	Time of Day	Lap Tm	S1	S2	S3	SFSpd
1	13:23:27.620			27.282	21.099	73.022
2	13:24:40.500	**1:12.880**	23.922	27.018	21.940	70.789
3	13:25:50.048	**1:09.548**	23.228	25.736	20.584	**74.564**
4	13:27:01.045	**1:10.997**			20.718	74.152
5	13:28:09.522	**1:08.477**		**25.474**	**20.570**	74.234
6	13:29:43.078	**1:33.556**			21.954	69.758
7	13:30:52.535	**1:09.457**	22.421	25.911	21.125	73.422
8	13:32:01.117	**1:08.582**	**21.989**	25.730	20.863	73.583

(54) Harvey CATON

Lap	Time of Day	Lap Tm	S1	S2	S3	SFSpd
1	13:23:27.974			28.815	21.761	72.470
2	13:24:42.429	**1:14.455**			22.910	70.491
3	13:25:52.877	**1:10.448**			21.253	74.981
4	13:27:03.080	**1:10.203**			21.065	74.647
5	13:28:11.863	**1:08.783**	22.628	**25.679**	**20.476**	74.813
6	13:29:21.264	**1:09.401**	**22.459**	26.174	20.768	74.481
7	13:30:30.566	**1:09.302**			20.773	**75.148**
8	13:31:39.605	**1:09.039**		25.909	20.988	74.897

Clerk of the Course : **Orbits**

Sig : **Time :**

Chief Timekeeper : Ian Sharp (SMART Timing)

Results available at www.smart-timing.co.uk and www.speedhive.com

Printed: 24/08/2020 09:39:23

JUNIOR SALOON CAR CHAMPIONSHIP

SUPER LAP SCOTLAND

KNOCKHILL MOTOR SPORTS CLUB

Bulletin No.____

Super Lap Scotland - Round 3

Lapchart

BARC Junior Saloon Championship

Knockhill 1.267 miles

Race - Re-Start

23/08/2020 13:05

Race (13:00 and 1 Laps) started at 13:22:09

Competitors		Laps							
		1	2	3	4	5	6	7	8
Lewis SAUNDERS (298)	1	298	298	298	298	298	298	298	298
Charlie HAND (55)	2	55	55	55	55	55	55	55	55
Alex SOLLEY (12)	3	12	12	12	12	8	8	8	8
Ashley GREGORY (22)	4	22	8	8	8	12	12	12	12
Harry RICE (8)	5	8	22	86	86	86	86	86	86
Benjamin GREENHILL (86)	6	86	86	22	754	754	754	754	754
Brody ORR (31)	7	31	754	754	22	22	21	40	40
Alfie JEAKINS (754)	8	754	40	21	21	21	40	21	87
Harvey CATON (54)	9	54	21	31	40	40	87	87	21
Matthew CRIPPS (40)	10	40	87	40	87	87	80	80	80
Archie TOMPSON (21)	11	21	31	87	80	31	53	53	53
Deagan FAIRCLOUGH (87)	12	87	80	80	31	80	54	54	54
Molly DODD (147)	13	147	147	147	53	53	41	41	41
Aaron WALKER (80)	14	80	53	53	54	54	147	147	147
James BLACK (53)	15	53	54	54	147	41	260	260	260
Archie HANDY (41)	16	41	41	41	41	147	30	30	30
Jamie GOODE (30)	17	30	30	30	260	260	18	18	22
James WALLIS (260)	18	260	260	260	30	30	22	22	18
Ruben HAGE (600)	19	600	600	600	600	600	600	600	600
Dan PARRANS-SMITH (18)	20	18	18	18	18	18	31	31	31
-	21								
-	22								
-	23								
-	24								

Margin of Victory	Avg. Speed	Best Lap Tm	Best Speed	Best Lap by
4.051	66.660	1:07.148	67.922	298 - Lewis SAUNDERS

Clerk of the Course : **Orbits**

Sig : **Time :**

Chief Timekeeper : Ian Sharp (SMART Timing)

Results available at www.smart-timing.co.uk and www.speedhive.com

Printed: 24/08/2020 09:37:25

KNOCKHILL Racing Circuit

Bulletin No.____

Super Lap Scotland - Round 3

Sorted on best lap time

Super Lap Scotland — **Knockhill 1.267 miles**

Qualifying - Group 1 — **23/08/2020 13:25**

Practice started at 13:41:07

Pos	No.	Name	Make/Model	Class Code	Laps	Best Tm	Diff	Best Speed	2nd Best
1	47	Fraser McNEILL	Honda Civic	SLS-E	7	1:00.647		75.203	1:02.483
2	333	Andrew NAPIER	Honda Civic Type R	SLS-E	8	1:00.924	0.277	74.861	1:01.850
3	64	Sean MARTIN	Honda Civic Type R	SLS-E	16	1:02.580	1.933	72.880	1:02.581
4	144	Donnie McLEOD	Renault Clio 172	SLS-F	17	1:03.491	2.844	71.834	1:03.953
5	14	Michael IMRIE	Renault Clio 197	SLS-F	7	1:04.377	3.730	70.846	1:04.468
6	716	Tom LOCKHART	Renault Clio 172	SLS-F	18	1:04.607	3.960	70.594	1:05.065
7	134	Hamish KINLOCH	Toyota Corolla	Guest	15	1:04.617	3.970	70.583	1:04.814
8	85	David JOYCE	Renault Clio 182	SLS-F	11	1:05.161	4.514	69.993	1:05.229
9	38	Sean HISLOP	Renault Clio 197	SLS-F	15	1:05.165	4.518	69.989	1:05.236
10	814	Niall CAMPBELL	Honda Civic Type R	SLS-E	13	1:05.417	4.770	69.719	1:06.235
11	15	Craig WALLACE	Peugeot 106 Xsi	SLS-F	16	1:05.753	5.106	69.363	1:06.001
12	101	Jonathan ADAMS	Renault Clio	SLS-F	17	1:06.365	5.718	68.724	1:06.731
13	86	Adam MORRISON	Mini Cooper	SLS-G	11	1:06.479	5.832	68.606	1:07.016
14	392	Phillip TAYLOR	Renault Clio	SLS-F	8	1:06.780	6.133	68.296	1:06.928
15	5	Alex MILNE	Renault Megane RS	SLS-F	7	1:06.781	6.134	68.295	1:06.904
16	190	Henry SIMMONS	Mazda MX5	SLS-E	15	1:06.981	6.334	68.092	1:08.666
17	123	David WALLACE	Mazda MX5 Mk1	Guest	15	1:09.202	8.555	65.906	1:09.215

Clerk of the Course : **Orbits**

Sig : **Time :**

Chief Timekeeper : Ian Sharp (SMART Timing)

Results available at www.smart-timing.co.uk and www.speedhive.com

Printed: 24/08/2020 10:12:31

RR-S Building Race Series · Turbosmart · Whiteline · Strathearn pest control · AET Turbos · FMIC.eu Performance · ECU Master · Toyo Tires driven to perform · Augustus Autos · Nolathane · Super Lap Scotland

Bulletin No._____

Super Lap Scotland - Round 3

Super Lap Scotland

Knockhill 1.267 miles

Qualifying - Group 1

23/08/2020 13:25

Practice started at 13:41:07

(47) Fraser McNEILL

Lap	Time of Day	Lap Tm	S1	S2	S3	SFSpd
1	13:42:15.705			25.922	18.763	91.928
2	13:43:19.574	**1:03.869**	20.618	24.480	18.771	91.928
3	13:44:22.319	**1:02.745**	20.496	23.921	18.328	92.054
4	13:45:24.802	**1:02.483**	20.188	23.767	18.528	**92.947**
5	13:46:47.779	**1:22.977**	21.515	33.929	27.533	33.773
6	13:48:27.260	**1:39.481**	57.513	23.867	18.101	92.562
7	13:49:27.907	**1:00.647**	**19.701**	**23.085**	**17.861**	92.818

(333) Andrew NAPIER

Lap	Time of Day	Lap Tm	S1	S2	S3	SFSpd
1	13:42:20.737					84.200
2	13:43:24.685	**1:03.948**				92.308
3	13:44:27.499	**1:02.814**				92.308
4	13:45:29.922	**1:02.423**				92.435
5	13:46:32.505	**1:02.583**				**93.076**
6	13:47:34.355	**1:01.850**				92.435
7	13:48:35.279	**1:00.924**				92.818
8	13:49:52.993	**1:17.714**				92.435

(64) Sean MARTIN

Lap	Time of Day	Lap Tm	S1	S2	S3	SFSpd
1	13:42:42.865			28.504	19.768	90.320
2	13:43:46.970	**1:04.105**	20.969	24.294	18.842	91.179
3	13:44:50.580	**1:03.610**	20.601	24.307	18.702	91.427
4	13:45:54.691	**1:04.111**	21.061	24.377	18.673	91.928
5	13:46:58.368	**1:03.677**	20.848	24.132	18.697	91.552
6	13:48:02.228	**1:03.860**	20.907	24.261	18.692	91.802
7	13:49:05.445	**1:03.217**	20.799	23.862	18.556	**92.181**
8	13:59:20.135	**7:23.214**		25.018	19.276	90.932
9	14:00:24.781	**1:04.646**	21.367	24.367	18.912	91.427
10	14:01:28.651	**1:03.870**	20.754	24.142	18.974	91.552
11	14:02:31.938	**1:03.287**	20.671	23.789	18.827	91.427
12	14:03:35.574	**1:03.636**	20.997	23.972	18.667	91.677
13	14:04:38.155	**1:02.581**	**20.415**	23.581	18.585	91.552
14	14:05:40.827	**1:02.672**	20.469	**23.525**	18.678	91.928
15	14:06:43.487	**1:02.660**	20.499	23.617	18.544	91.677
16	14:07:46.067	**1:02.580**	20.446	23.638	**18.496**	92.181

(144) Donnie McLEOD

Lap	Time of Day	Lap Tm	S1	S2	S3	SFSpd
1	13:42:59.149			31.472	22.402	76.172
2	13:44:16.974	**1:17.825**	24.540	30.386	22.899	80.561
3	13:45:24.514	**1:07.540**	22.077	25.903	19.560	83.571
4	13:46:31.808	**1:07.294**	22.456	25.673	19.165	83.571
5	13:47:38.420	**1:06.612**	22.235	25.329	19.048	83.054
6	13:48:42.778	**1:04.358**	20.771	24.727	18.860	83.675
7	13:49:47.017	**1:04.239**	20.787	24.602	18.850	83.780
8	13:57:55.281	**6:44.948**		28.064	20.156	81.639
9	13:59:00.323	**1:05.042**	21.306	24.796	18.940	83.989
10	14:00:04.851	**1:04.528**	20.870	24.834	18.824	83.885
11	14:01:09.543	**1:04.692**	21.006	24.705	18.981	83.571
12	14:02:13.810	**1:04.267**	20.998	24.526	18.743	83.780
13	14:03:17.943	**1:04.133**	20.971	24.361	18.801	83.675
14	14:04:24.294	**1:06.351**	20.883	25.823	19.645	82.645
15	14:05:28.513	**1:04.219**	20.852	24.585	18.782	83.675
16	14:06:32.466	**1:03.953**	20.841	**24.291**	18.821	83.989
17	14:07:35.957	**1:03.491**	**20.559**	24.359	**18.573**	**84.306**

(14) Michael IMRIE

Lap	Time of Day	Lap Tm	S1	S2	S3	SFSpd
1	13:42:25.551			26.076	19.684	81.839
2	13:43:36.153	**1:10.602**	23.307	27.373	19.922	81.244
3	13:44:42.359	**1:06.206**	21.820	24.791	19.595	80.950
4	13:45:46.827	**1:04.468**	21.129	24.159	**19.180**	**82.139**
5	13:46:51.204	**1:04.377**	**20.813**	**24.134**	19.430	81.244
6	13:47:58.511	**1:07.307**	20.999	25.639	20.669	53.815
7	13:49:22.626	**1:24.115**	28.916	28.146	27.053	38.701

(716) Tom LOCKHART

Lap	Time of Day	Lap Tm	S1	S2	S3	SFSpd
1	13:42:29.781			29.959	21.684	82.747
2	13:43:38.079	**1:08.298**	21.940	25.185	21.173	83.780
3	13:44:52.424	**1:14.345**	23.574	28.368	22.403	83.157
4	13:45:58.812	**1:06.388**	21.555	25.060	19.773	84.625
5	13:47:08.388	**1:09.576**	22.542	26.510	20.524	85.379
6	13:48:13.453	**1:05.065**	21.086	24.513	19.466	85.054
7	13:49:24.430	**1:10.977**	21.455	25.365	24.157	29.733
8	13:57:21.250	**7:56.820**	7:08.536	27.541	20.743	84.412
9	13:58:26.782	**1:05.532**	21.433	24.598	19.501	84.732
10	13:59:32.162	**1:05.380**	21.206	24.660	19.514	84.095
11	14:00:39.010	**1:06.848**	21.481	25.483	19.884	84.625
12	14:01:45.153	**1:06.143**	21.717	24.892	19.534	84.839
13	14:02:51.317	**1:06.164**	21.620	25.099	19.445	84.625
14	14:03:56.660	**1:05.343**	21.064	24.854	19.425	85.054
15	14:05:01.882	**1:05.222**	21.102	24.968	19.152	85.270
16	14:06:07.116	**1:05.234**	**20.972**	24.927	19.335	85.270
17	14:07:12.649	**1:05.533**	21.475	24.885	19.173	85.596
18	14:08:17.256	**1:04.607**	21.066	**24.422**	**19.119**	**85.815**

(134) Hamish KINLOCH

Lap	Time of Day	Lap Tm	S1	S2	S3	SFSpd
1	13:42:56.408					75.317
2	13:44:12.222	**1:15.814**				71.239
3	13:45:27.134	**1:14.912**				84.625
4	13:46:38.588	**1:11.454**				81.639
5	13:47:50.490	**1:11.902**				83.363
6	13:48:55.304	**1:04.814**				84.518
7	13:49:59.921	**1:04.617**				86.035
8	13:57:47.929	**6:05.039**				83.363
9	13:58:55.214	**1:07.285**				84.306
10	14:00:01.038	**1:05.824**				84.839
11	14:01:07.211	**1:06.173**				85.162
12	14:02:13.219	**1:06.008**				83.989
13	14:03:20.941	**1:07.722**				86.035
14	14:04:27.168	**1:06.227**				**86.479**
15	14:05:40.617	**1:13.449**				18.285

(85) David JOYCE

Lap	Time of Day	Lap Tm	S1	S2	S3	SFSpd
1	13:42:44.879			30.382	20.812	83.054
2	13:43:51.516	**1:06.637**	21.849	25.245	19.543	85.596
3	13:44:57.705	**1:06.189**	21.314	24.782	20.093	83.675
4	13:46:03.960	**1:06.255**	21.665	24.751	19.839	70.491
5	13:47:13.396	**1:09.436**	23.990	25.884	19.562	85.596
6	13:48:18.751	**1:05.355**	21.251	24.632	19.472	85.925
7	13:49:23.980	**1:05.229**	**21.135**	24.713	**19.381**	**86.368**
8	14:04:16.069	**8:32.740**		30.817	20.076	85.379
9	14:05:22.008	**1:05.939**	21.635	24.784	19.520	85.487
10	14:06:27.874	**1:05.866**	21.401	24.847	19.618	85.379
11	14:07:33.035	**1:05.161**	21.204	**24.548**	19.409	86.035

(38) Sean HISLOP

Lap	Time of Day	Lap Tm	S1	S2	S3	SFSpd
1	13:42:22.771			30.192	22.381	80.755
2	13:43:31.244	**1:08.473**	22.651	26.083	19.739	82.645
3	13:44:37.398	**1:06.154**	21.582	25.062	19.510	82.341
4	13:45:43.217	**1:05.819**	21.292	25.054	19.473	82.951
5	13:46:51.726	**1:08.509**	**21.065**	**24.862**	22.582	30.420
6	13:49:21.831	**2:30.105**	1:38.903	30.256	20.946	82.543
7	13:57:27.843	**6:56.674**		30.288	21.756	81.540
8	13:58:36.017	**1:08.174**		26.139	19.649	82.951
9	13:59:41.182	**1:05.165**	21.070	24.868	19.227	**83.363**
10	14:00:49.873	**1:08.691**	21.105	25.028	22.558	29.498
11	14:03:07.371	**2:17.498**	1:32.204	25.990	19.304	82.341
12	14:04:13.658	**1:06.287**	21.243	25.835	19.209	82.747
13	14:05:18.894	**1:05.236**	21.294	24.983	**18.959**	82.645
14	14:06:24.488	**1:05.594**	21.175	24.963	19.456	82.240
15	14:07:59.672	**1:35.184**	23.852	36.871	34.461	24.036

Clerk of the Course : **Orbits**

Sig : **Time :**

Chief Timekeeper : Ian Sharp (SMART Timing)

Results available at www.smart-timing.co.uk and www.speedhive.com

Printed: 24/08/2020 10:12:54

Super Lap Scotland - Round 3

Super Lap Scotland

Knockhill 1.267 miles

Qualifying - Group 1

23/08/2020 13:25

Practice started at 13:41:07

(814) Niall CAMPBELL

Lap	Time of Day	Lap Tm	S1	S2	S3	SFSpd
1	13:42:45.141			34.038	25.804	51.821
2	13:44:13.580	**1:28.439**	26.763	35.444	26.232	83.675
3	13:45:22.237	**1:08.657**	22.724	25.998	19.935	83.989
4	13:46:40.015	**1:17.778**	21.743	31.007	25.028	83.885
5	13:47:48.357	**1:08.342**	22.050	25.943	20.349	83.885
6	13:48:55.078	**1:06.721**	21.856	24.742	20.123	71.391
7	13:50:03.145	**1:08.067**	22.724	25.372	19.971	84.839
8	13:57:57.122	**6:08.245**		29.637	23.772	65.343
9	13:59:11.236	**1:14.114**	25.125	28.076	20.913	83.054
10	14:00:17.471	**1:06.235**	21.574	24.869	19.792	84.306
11	14:01:24.276	**1:06.805**	21.425	25.491	19.889	85.054
12	14:02:29.693	**1:05.417**	**21.335**	**24.520**	**19.562**	**85.706**
13	14:03:58.101	**1:28.408**	24.962	35.564	27.882	35.715

(15) Craig WALLACE

Lap	Time of Day	Lap Tm	S1	S2	S3	SFSpd
1	13:42:51.098			28.801	21.399	83.571
2	13:43:59.570	**1:08.472**	22.308	26.247	19.917	83.989
3	13:45:06.251	**1:06.681**	21.553	25.296	19.832	83.675
4	13:46:13.003	**1:06.752**	21.644	25.244	19.864	83.675
5	13:47:19.587	**1:06.584**	21.706	25.309	19.569	83.885
6	13:48:34.741	**1:15.154**	22.311	27.989	24.854	32.896
7	13:57:32.698	**6:26.351**		27.551	19.868	83.989
8	13:58:46.387	**1:13.689**		29.437	21.115	**84.306**
9	13:59:53.422	**1:07.035**	21.831	25.565	19.639	83.780
10	14:01:00.176	**1:06.754**	21.926	25.094	19.734	84.306
11	14:02:06.605	**1:06.429**	21.579	24.918	19.932	84.200
12	14:03:12.606	**1:06.001**	21.711	24.776	19.514	84.306
13	14:04:18.859	**1:06.253**	21.490	25.089	19.674	83.157
14	14:05:24.612	**1:05.753**	21.678	**24.761**	**19.314**	84.200
15	14:06:36.614	**1:12.002**	**21.284**	27.419	23.299	72.864
16	14:07:55.949	**1:19.335**	25.339	28.648	25.348	28.220

(101) Jonathan ADAMS

Lap	Time of Day	Lap Tm	S1	S2	S3	SFSpd
1	13:42:52.633					82.543
2	13:44:01.957	**1:09.324**				83.675
3	13:45:09.598	**1:07.641**				83.157
4	13:46:16.554	**1:06.956**				83.885
5	13:47:22.919	**1:06.365**				81.343
6	13:48:30.435	**1:07.516**				83.571
7	13:49:37.166	**1:06.731**				83.260
8	13:57:34.379	**6:26.173**				82.645
9	13:58:42.170	**1:07.791**				82.747
10	13:59:50.008	**1:07.838**				83.571
11	14:01:02.130	**1:12.122**				83.571
12	14:02:09.256	**1:07.126**				84.412
13	14:03:19.402	**1:10.146**				83.675
14	14:04:26.419	**1:07.017**				83.885
15	14:05:33.338	**1:06.919**				**86.479**
16	14:06:51.894	**1:18.556**				73.907
17	14:08:17.353	**1:25.459**				30.379

(86) Adam MORRISON

Lap	Time of Day	Lap Tm	S1	S2	S3	SFSpd
1	13:42:46.568			36.900	23.205	74.813
2	13:43:54.499	**1:07.931**	22.001	25.377	20.553	74.730
3	13:45:01.515	**1:07.016**	21.665	**24.969**	20.382	75.148
4	13:46:09.440	**1:07.925**	21.554	26.030	20.341	74.647
5	13:47:18.141	**1:08.701**	22.620	26.009	20.072	74.897
6	13:48:26.404	**1:08.263**	21.807	25.995	20.461	**76.172**
7	13:49:35.614	**1:09.210**	22.875	25.782	20.553	75.657
8	13:57:31.333	**6:32.270**		27.478	20.544	75.914
9	13:58:37.812	**1:06.479**		24.974	**19.928**	76.000
10	13:59:48.292	**1:10.480**	**21.485**	24.987	24.008	71.315
11	14:01:06.861	**1:18.569**	22.014	29.692	26.863	29.292

(392) Phillip TAYLOR

Lap	Time of Day	Lap Tm	S1	S2	S3	SFSpd
1	13:42:24.479			28.538	20.851	83.260
2	13:43:36.759	**1:12.280**	24.008	27.173	21.099	74.316
3	13:44:45.994	**1:09.235**	23.414	26.072	19.749	83.780
4	13:45:56.433	**1:10.439**	23.173	26.691	20.575	**84.412**
5	13:47:04.347	**1:07.914**	22.707	25.682	19.525	83.989
6	13:48:11.127	**1:06.780**	22.190	25.156	19.434	83.467
7	13:49:18.055	**1:06.928**	22.195	25.464	**19.269**	83.989
8	13:58:03.538	**7:35.353**		30.904	25.736	28.496

(5) Alex MILNE

Lap	Time of Day	Lap Tm	S1	S2	S3	SFSpd
1	13:42:50.413			36.681	26.027	61.510
2	13:44:12.177	**1:21.764**	27.642	32.744	21.378	80.081
3	13:45:23.259	**1:11.082**	23.041	27.878	20.163	81.343
4	13:46:36.861	**1:13.602**	22.658	31.309	19.635	**83.260**
5	13:47:44.635	**1:07.774**	22.477	25.755	19.542	83.260
6	13:48:51.539	**1:06.904**	**21.859**	25.683	19.362	82.849
7	13:49:58.320	**1:06.781**	21.955	**25.496**	**19.330**	82.139

(190) Henry SIMMONS

Lap	Time of Day	Lap Tm	S1	S2	S3	SFSpd
1	13:42:32.495			29.649	22.334	86.814
2	13:43:41.473	**1:08.978**	22.984	**26.444**	19.550	87.153
3	13:44:54.282	**1:12.809**	22.398	27.524	22.887	86.257
4	13:46:03.261	**1:08.979**	22.034	26.668	20.277	65.599
5	13:47:27.102	**1:23.841**	25.448	37.860	20.533	85.054
6	13:48:34.083	**1:06.981**	21.708	26.588	**18.685**	85.054
7	13:50:01.916	**1:27.833**	**21.684**	32.806	33.343	39.498
8	13:58:04.568	**6:10.957**		35.713	23.239	75.742
9	13:59:23.702	**1:19.134**	25.437	31.897	21.800	**87.380**
10	14:00:36.583	**1:12.881**	23.720	28.854	20.307	82.849
11	14:01:56.379	**1:19.796**	27.023	32.006	20.767	83.780
12	14:03:21.562	**1:25.183**	23.199	33.710	28.274	20.648
13	14:05:06.564	**1:45.002**	53.078	29.654	22.270	85.379
14	14:06:16.119	**1:09.555**	23.157	27.079	19.319	87.153
15	14:07:24.785	**1:08.666**	22.621	27.243	18.802	86.146

(123) David WALLACE

Lap	Time of Day	Lap Tm	S1	S2	S3	SFSpd
1	13:42:52.619			34.482	25.148	56.110
2	13:44:09.143	**1:16.524**	26.768	28.514	21.242	75.572
3	13:45:19.638	**1:10.495**	22.871	26.885	20.739	76.000
4	13:46:29.775	**1:10.137**	22.826	26.510	20.801	75.914
5	13:47:58.002	**1:28.227**	27.919	34.107	26.201	52.387
6	13:49:26.628	**1:28.626**	28.693	32.739	27.194	76.259
7	13:57:37.389	**6:40.512**		31.413	23.603	74.981
8	13:58:48.796	**1:11.407**		27.052	20.982	75.828
9	13:59:58.602	**1:09.806**	22.495	26.696	20.615	75.828
10	14:01:14.418	**1:15.816**	22.547	26.646	26.623	63.130
11	14:02:35.413	**1:20.995**	27.252	30.198	23.545	75.828
12	14:03:46.191	**1:10.778**	22.640	27.538	20.600	76.086
13	14:04:55.393	**1:09.202**	22.281	**26.444**	**20.477**	76.345
14	14:06:04.608	**1:09.215**	**22.207**	26.529	20.479	**76.432**
15	14:07:14.818	**1:10.210**	22.567	26.553	21.090	76.345

Clerk of the Course : **Orbits**

Sig : **Time :**

Chief Timekeeper : Ian Sharp (SMART Timing)

Results available at www.smart-timing.co.uk and www.speedhive.com

Printed: 24/08/2020 10:12:54

Bulletin No._____

Super Lap Scotland - Round 3

Sorted on best lap time

Super Lap Scotland — **Knockhill 1.267 miles**

Qualifying - Group 2 — **23/08/2020 13:50**

Practice (20:00 Time) started at 14:10:48

Pos	No.	Name	Make/Model	Class Code	Laps	Best Tm	Diff	Best Speed	2nd Best
1	76	**Robbie WYPER**	Mitsubishi Evo 8 MR	SLS-B	16	**57.955**		78.696	58.171
2	61	**Andy CLOTWORTHY**	Subaru Impreza	SLS-B	11	**58.297**	0.342	78.235	58.571
3	10	**Nev WOOD**	Ariel Atom	SLS-P	9	**59.583**	1.628	76.546	1:00.123
4	39	**Francis SIMPSON**	Honda Civic	SLS-C	11	**1:00.440**	2.485	75.461	1:00.519
5	66	**Frazer HUNTLY**	Nissan Silva 200SX	SLS-B	11	**1:00.513**	2.558	75.370	1:01.076
6	92	**Michael OSBORNE Snr**	Mitsubishi Evo5	SLS-C	5	**1:02.889**	4.934	72.522	1:04.038
7	93	**Michael OSBORNE Jnr**	Mitsubishi Evo6	SLS-C	3	**1:03.611**	5.656	71.699	1:10.012
8	98	**Matthew LAWSON**	Mitsubishi Evo	SLS-P	8	**1:05.167**	7.212	69.987	1:07.192
9	173	**David BROWN**	TVR Griffith	SLS-C	11	**1:06.305**	8.350	68.786	1:06.807

Clerk of the Course : **Orbits**

Sig : **Time :**

Chief Timekeeper : Ian Sharp (SMART Timing)

Results available at www.smart-timing.co.uk and www.speedhive.com

Printed: 24/08/2020 10:13:21

KNOCKHILL Racing Circuit

RR-S Building Materials Supplies · Turbosmart · Whiteline · Strathearn pest control · AET Turbos · FMIC.eu Performance · ECU Master · Toyo Tires driven to perform · Augustus Autos · Nolathane · Super Lap Scotland · Knockhill Motor Sports Club

Bulletin No._____

Super Lap Scotland - Round 3

Super Lap Scotland

Knockhill 1.267 miles

Qualifying - Group 2

23/08/2020 13:50

Practice (20:00 Time) started at 14:10:48

(76) Robbie WYPER

Lap	Time of Day	Lap Tm	S1	S2	S3	SFSpd
1	14:12:10.011					108.238
2	14:13:14.373	**1:04.362**				102.768
3	14:14:16.631	**1:02.258**				110.193
4	14:15:18.005	**1:01.374**				107.544
5	14:16:17.090	**59.085**				108.588
6	14:17:15.892	**58.802**				109.296
7	14:18:15.892	**1:00.000**				109.296
8	14:19:25.696	**1:09.804**				64.713
9	14:20:45.883	**1:20.187**				81.639
10	14:22:03.415	**1:17.532**				34.627
11	14:23:50.841	**1:47.426**				**110.556**
12	14:24:48.796	**57.955**				110.374
13	14:25:47.274	**58.478**				109.296
14	14:26:45.445	**58.171**				109.474
15	14:27:45.097	**59.652**				109.118
16	14:29:10.226	**1:25.129**				29.589

(61) Andy CLOTWORTHY

Lap	Time of Day	Lap Tm	S1	S2	S3	SFSpd
1	14:12:26.021				23.660	103.882
2	14:13:27.848	**1:01.827**	20.198			104.529
3	14:14:38.363	**1:10.515**	21.921			104.692
4	14:15:37.463	**59.100**	**19.463**			107.372
5	14:16:36.243	**58.780**				107.544
6	14:17:34.814	**58.571**				**108.064**
7	14:18:45.138	**1:10.324**			**18.897**	107.030
8	14:19:43.435	**58.297**				107.201
9	14:20:53.235	**1:09.800**				72.943
10	14:22:10.289	**1:17.054**				106.520
11	14:23:25.348	**1:15.059**			29.618	26.951

(10) Nev WOOD

Lap	Time of Day	Lap Tm	S1	S2	S3	SFSpd
1	14:12:14.648					86.146
2	14:13:25.571	**1:10.923**				111.474
3	14:14:45.392	**1:19.821**			**22.681**	108.238
4	14:15:53.629	**1:08.237**				112.786
5	14:16:56.857	**1:03.228**				112.033
6	14:17:56.440	**59.583**				112.786
7	14:18:56.563	**1:00.123**				**115.903**
8	14:19:57.017	**1:00.454**				114.129
9	14:21:20.203	**1:23.186**				29.932

(39) Francis SIMPSON

Lap	Time of Day	Lap Tm	S1	S2	S3	SFSpd
1	14:12:01.729			27.315	19.058	92.690
2	14:13:03.304	**1:01.575**	20.064	23.303	18.208	94.120
3	14:14:07.725	**1:04.421**	20.566	23.113	20.742	43.548
4	14:15:55.260	**1:47.535**	1:05.706	23.133	18.696	93.988
5	14:16:59.192	**1:03.932**	20.142	25.408	18.382	**95.188**
6	14:17:59.632	**1:00.440**	**19.453**	23.192	**17.795**	95.053
7	14:19:00.229	**1:00.597**	19.677	**22.882**	18.038	94.919
8	14:20:00.840	**1:00.611**	19.580	22.981	18.050	94.919
9	14:21:02.219	**1:01.379**	19.840	23.598	17.941	94.785
10	14:22:02.738	**1:00.519**	19.608	22.947	17.964	94.518
11	14:23:18.027	**1:15.289**	22.326	28.338	24.625	36.255

(66) Frazer HUNTLY

Lap	Time of Day	Lap Tm	S1	S2	S3	SFSpd
1	14:12:08.005			26.765	20.351	100.914
2	14:13:12.117	**1:04.112**	21.304	24.015	18.793	**101.987**
3	14:14:15.400	**1:03.283**	20.635	23.555	19.093	99.419
4	14:15:17.693	**1:02.293**	20.088	23.928	18.277	91.928
5	14:16:21.394	**1:03.701**	20.504	23.353	19.844	93.205
6	14:17:23.079	**1:01.685**	20.016	23.227	18.442	99.125
7	14:18:24.307	**1:01.228**	19.742	23.148	18.338	100.011
8	14:19:24.820	**1:00.513**	19.340	**23.002**	**18.171**	99.125
9	14:20:26.282	**1:01.462**	19.818	23.114	18.530	101.218
10	14:21:27.358	**1:01.076**	19.373	23.013	18.690	99.419
11	14:22:46.263	**1:18.905**	**19.269**	23.417	36.219	42.100

(92) Michael OSBORNE Snr

Lap	Time of Day	Lap Tm	S1	S2	S3	SFSpd
1	14:12:07.358			28.092	20.249	94.518
2	14:13:11.396	**1:04.038**	21.353	24.417	18.268	96.005
3	14:14:14.285	**1:02.889**	20.703	**24.003**	**18.183**	**97.540**
4	14:15:18.795	**1:04.510**	**20.614**	24.375	19.521	76.782
5	14:16:38.404	**1:19.609**	25.203	28.762	25.644	29.667

(93) Michael OSBORNE Jnr

Lap	Time of Day	Lap Tm	S1	S2	S3	SFSpd
1	14:12:04.583			27.866	19.393	97.540
2	14:13:08.194	**1:03.611**	21.064	**24.287**	**18.260**	**98.111**
3	14:14:18.206	**1:10.012**	**20.488**	24.352	25.172	26.662

(98) Matthew LAWSON

Lap	Time of Day	Lap Tm	S1	S2	S3	SFSpd
1	14:12:12.760			29.527	29.015	81.441
2	14:13:22.739	**1:09.979**	24.170	26.463	19.346	103.084
3	14:14:43.019	**1:20.280**	23.322	34.015	22.943	103.882
4	14:15:50.211	**1:07.192**	22.562	25.449	19.181	107.544
5	14:17:06.242	**1:16.031**	23.614	33.338	19.079	**112.220**
6	14:18:11.409	**1:05.167**	21.932	25.157	**18.078**	109.653
7	14:19:26.289	**1:14.880**	22.708	32.915	19.257	110.739
8	14:20:47.479	**1:21.190**	**21.322**	**24.556**	35.312	27.857

(173) David BROWN

Lap	Time of Day	Lap Tm	S1	S2	S3	SFSpd
1	14:12:22.494			30.360	26.074	92.690
2	14:13:33.168	**1:10.674**	22.414	27.927	20.333	91.677
3	14:14:41.961	**1:08.793**	22.215	26.720	19.858	94.252
4	14:15:52.401	**1:10.440**	21.862	26.226	22.352	60.078
5	14:17:04.995	**1:12.594**	26.374	26.327	19.893	88.532
6	14:18:13.035	**1:08.040**	21.939	26.237	19.864	**94.785**
7	14:19:20.447	**1:07.412**	21.771	26.147	19.494	91.552
8	14:20:27.736	**1:07.289**	21.412	26.164	19.713	93.726
9	14:21:34.543	**1:06.807**	**21.391**	26.197	19.219	92.818
10	14:22:40.848	**1:06.305**	21.406	**25.767**	**19.132**	94.651
11	14:23:58.971	**1:18.123**	21.989	29.339	26.795	29.654

Clerk of the Course : **Orbits**

Sig : **Time :**

Chief Timekeeper : Ian Sharp (SMART Timing)

Results available at www.smart-timing.co.uk and www.speedhive.com

Printed: 24/08/2020 10:13:40

SMART · Knockhill Racing Circuit

RR-S Rolling Road Services
Turbosmart
Whiteline
Strathearn pest control
AET Turbos
FMIC.eu Performance
ECU Master
Toyo Tires driven to perform
Augustus Autos
Nolathane

SUPER LAP SCOTLAND

KNOCKHILL MOTOR SPORTS CLUB

Bulletin No._____

Super Lap Scotland - Round 3

Sorted on best lap time

Super Lap Scotland — **Knockhill 1.267 miles**

Qualifying - Overall — **23/08/2020 13:25**

Practice (20:00 Time) started at 13:41:07

Pos	No.	Name	Make/Model	Class Code	Laps	Best Tm	Diff	Best Speed	2nd Best
1	76	Robbie WYPER	Mitsubishi Evo 8 MR	SLS-B	16	57.955		78.696	58.171
2	61	Andy CLOTWORTHY	Subaru Impreza	SLS-B	11	58.297	0.342	78.235	58.571
3	10	Nev WOOD	Ariel Atom	SLS-P	9	59.583	1.628	76.546	1:00.123
4	39	Francis SIMPSON	Honda Civic	SLS-C	11	1:00.440	2.485	75.461	1:00.519
5	66	Frazer HUNTLY	Nissan Silva 200SX	SLS-B	11	1:00.513	2.558	75.370	1:01.076
6	47	Fraser McNEILL	Honda Civic	SLS-E	7	1:00.647	2.692	75.203	1:02.483
7	333	Andrew NAPIER	Honda Civic Type R	SLS-E	8	1:00.924	2.969	74.861	1:01.850
8	64	Sean MARTIN	Honda Civic Type R	SLS-E	16	1:02.580	4.625	72.880	1:02.581
9	92	Michael OSBORNE Snr	Mitsubishi Evo5	SLS-C	5	1:02.889	4.934	72.522	1:04.038
10	144	Donnie McLEOD	Renault Clio 172	SLS-F	17	1:03.491	5.536	71.834	1:03.953
11	93	Michael OSBORNE Jnr	Mitsubishi Evo6	SLS-C	3	1:03.611	5.656	71.699	1:10.012
12	14	Michael IMRIE	Renault Clio 197	SLS-F	7	1:04.377	6.422	70.846	1:04.468
13	716	Tom LOCKHART	Renault Clio 172	SLS-F	18	1:04.607	6.652	70.594	1:05.065
14	134	Hamish KINLOCH	Toyota Corolla	Guest	15	1:04.617	6.662	70.583	1:04.814
15	85	David JOYCE	Renault Clio 182	SLS-F	11	1:05.161	7.206	69.993	1:05.229
16	38	Sean HISLOP	Renault Clio 197	SLS-F	15	1:05.165	7.210	69.989	1:05.236
17	98	Matthew LAWSON	Subaru Impreza	SLS-P	8	1:05.167	7.212	69.987	1:07.192
18	814	Niall CAMPBELL	Honda Civic Type R	SLS-E	13	1:05.417	7.462	69.719	1:06.235
19	15	Craig WALLACE	Peugeot 106 Xsi	SLS-F	16	1:05.753	7.798	69.363	1:06.001
20	173	David BROWN	TVR Griffith	SLS-C	11	1:06.305	8.350	68.786	1:06.807
21	101	Jonathan ADAMS	Renault Clio	SLS-F	17	1:06.365	8.410	68.724	1:06.731
22	86	Adam MORRISON	Mini Cooper	SLS-G	11	1:06.479	8.524	68.606	1:07.016
23	392	Phillip TAYLOR	Renault Clio	SLS-F	8	1:06.780	8.825	68.296	1:06.928
24	42	Alex MILNE	Renault Megane RS	SLS-F	7	1:06.781	8.826	68.295	1:06.904
25	190	Henry SIMMONS	Mazda MX5	SLS-E	15	1:06.981	9.026	68.092	1:08.666
26	123	David WALLACE	Mazda MX5 Mk1	SLS-G	15	1:09.202	11.247	65.906	1:09.215

Clerk of the Course : **Orbits**

Sig : **Time :**

Chief Timekeeper : Ian Sharp (SMART Timing)

Results available at www.smart-timing.co.uk and www.speedhive.com

Printed: 24/08/2020 14:58:48

KNOCKHILL Racing Circuit

RR-S Rolling Road Services · Turbosmart · Whiteline · Strathearn pest control · AET Turbos · FMIC.eu Performance · ECU Master · Toyo Tires driven to perform · Augustus Autos · Nolathane

SUPER LAP SCOTLAND

KNOCKHILL MOTOR SPORTS CLUB

Bulletin No._____

Super Lap Scotland - Round 3

Sorted on best lap time

Super Lap Scotland — **Knockhill 1.267 miles**

Qualifying - Overall — **23/08/2020 13:25**

Practice (20:00 Time) started at 13:41:07

Super Lap Scotland (B)

Pos	No.	Name	Make/Model	Class Code	Laps	Best Tm	Diff	Best Speed	2nd Best
1	76	Robbie WYPER	Mitsubishi Evo 8 MR	SLS-B	16	57.955		78.696	58.171
2	61	Andy CLOTWORTHY	Subaru Impreza	SLS-B	11	58.297	0.342	78.235	58.571
3	66	Frazer HUNTLY	Nissan Silva 200SX	SLS-B	11	1:00.513	2.558	75.370	1:01.076

Super Lap Scotland (C)

Pos	No.	Name	Make/Model	Class Code	Laps	Best Tm	Diff	Best Speed	2nd Best
1	39	Francis SIMPSON	Honda Civic	SLS-C	11	1:00.440		75.461	1:00.519
2	92	Michael OSBORNE Snr	Mitsubishi Evo5	SLS-C	5	1:02.889	2.449	72.522	1:04.038
3	93	Michael OSBORNE Jnr	Mitsubishi Evo6	SLS-C	3	1:03.611	3.171	71.699	1:10.012
4	173	David BROWN	TVR Griffith	SLS-C	11	1:06.305	5.865	68.786	1:06.807

Super Lap Scotland (E)

Pos	No.	Name	Make/Model	Class Code	Laps	Best Tm	Diff	Best Speed	2nd Best
1	47	Fraser McNEILL	Honda Civic	SLS-E	7	1:00.647		75.203	1:02.483
2	333	Andrew NAPIER	Honda Civic Type R	SLS-E	8	1:00.924	0.277	74.861	1:01.850
3	64	Sean MARTIN	Honda Civic Type R	SLS-E	16	1:02.580	1.933	72.880	1:02.581
4	814	Niall CAMPBELL	Honda Civic Type R	SLS-E	13	1:05.417	4.770	69.719	1:06.235
5	190	Henry SIMMONS	Mazda MX5	SLS-E	15	1:06.981	6.334	68.092	1:08.666
6	123	David WALLACE	Mazda MX5 Mk1	SLS-G	15	1:09.202	8.555	65.906	1:09.215

Super Lap Scotland (F)

Pos	No.	Name	Make/Model	Class Code	Laps	Best Tm	Diff	Best Speed	2nd Best
1	144	Donnie McLEOD	Renault Clio 172	SLS-F	17	1:03.491		71.834	1:03.953
2	14	Michael IMRIE	Renault Clio 197	SLS-F	7	1:04.377	0.886	70.846	1:04.468
3	716	Tom LOCKHART	Renault Clio 172	SLS-F	18	1:04.607	1.116	70.594	1:05.065
4	85	David JOYCE	Renault Clio 182	SLS-F	11	1:05.161	1.670	69.993	1:05.229
5	38	Sean HISLOP	Renault Clio 197	SLS-F	15	1:05.165	1.674	69.989	1:05.236
6	15	Craig WALLACE	Peugeot 106 Xsi	SLS-F	16	1:05.753	2.262	69.363	1:06.001
7	101	Jonathan ADAMS	Renault Clio	SLS-F	17	1:06.365	2.874	68.724	1:06.731
8	392	Phillip TAYLOR	Renault Clio	SLS-F	8	1:06.780	3.289	68.296	1:06.928
9	42	Alex MILNE	Renault Megane RS	SLS-F	7	1:06.781	3.290	68.295	1:06.904

Super Lap Scotland (G)

Pos	No.	Name	Make/Model	Class Code	Laps	Best Tm	Diff	Best Speed	2nd Best
1	134	Hamish KINLOCH	Toyota Corolla	Guest	15	1:04.617		70.583	1:04.814
2	86	Adam MORRISON	Mini Cooper	SLS-G	11	1:06.479	1.862	68.606	1:07.016

Super Lap Scotland (Pro)

Pos	No.	Name	Make/Model	Class Code	Laps	Best Tm	Diff	Best Speed	2nd Best
1	10	Nev WOOD	Ariel Atom	SLS-P	9	59.583		76.546	1:00.123
2	98	Matthew LAWSON	Subaru Impreza	SLS-P	8	1:05.167	5.584	69.987	1:07.192

Clerk of the Course : **Orbits**

Sig : **Time :**

Chief Timekeeper : Ian Sharp (SMART Timing)

Results available at www.smart-timing.co.uk and www.speedhive.com

Printed: 24/08/2020 14:59:08

KNOCKHILL Racing Circuit

RR-S Rolling Road Services
Turbosmart Engineered to Win
Whiteline
Strathearn pest control
AET Turbos
FMIC.eu Performance
ECU Master
Toyo Tires driven to perform
AA Augustus Autos
Nolathane

MODSPORTS

KNOCKHILL MOTOR SPORTS CLUB

Bulletin No.____

Super Lap Scotland - Round 3

Sorted on Laps

ModSports / Supersports / SRS — **Knockhill 1.267 miles**

Race 1 — **23/08/2020 14:15**

Race (15:00 and 1 Laps) started at 14:40:54

Pos	No.	Name	Make/Model	Class Code	Laps	Total Tm	Diff	Best Tm	In Lap	Best Speed
1	**62**	**Paul RANKIN**	Westfield Aero	A3	**16**	**16:50.232**		**1:01.644**	4	73.987
2	**77**	**Stewart ROBB**	TVR Tuscan	A1	**16**	**17:32.104**	41.872	**1:03.881**	5	71.396
3	**2**	**Natalie COWIE**	Mini Cooper S	C2	**15**	**16:55.352**	1 Lap	**1:06.092**	5	69.007
4	**86**	**Adam MORRISON**	Mini Cooper	C3	**15**	**17:11.290**	1 Lap	**1:07.320**	12	67.749
5	**132**	**Suzanne BUIST**	Mini Cooper S	C2	**14**	**17:41.922**	2 Laps	**1:12.866**	12	62.592
Not classified										
DNF	**69**	**Nathan DICKINSON**	BMW 318S	C2	**9**	**12:24.599**	DNF	**1:09.180**	3	65.927
DNF	**40**	**David MUIR**	VW Polo	C2	**6**	**6:51.398**	DNF	**1:05.300**	4	69.844
DNF	**13**	**Keith COWIE**	Seat Cupra	C2	**1**	**1:21.314**	DNF		0	-
DNS	**18**	**Damien McKAY**	Westfield FW	A2			DNS		0	-
DNS	**51**	**Roddie PATERSON**	Caterham C400	A2			DNS		0	-
DNS	**79**	**Paul BRYDON**	Solution F BMW M3	A1			DNS		0	-

Margin of Victory	Avg. Speed	Best Lap Tm	Best Speed	Best Lap by
41.872	72.234	1:01.644	73.987	62 - Paul RANKIN

Clerk of the Course : **Orbits**

Sig : **Time :**

Chief Timekeeper : Ian Sharp (SMART Timing)

Results available at www.smart-timing.co.uk and www.speedhive.com

Printed: 24/08/2020 10:01:38

SMART

KNOCKHILL Racing Circuit

RR-S Building Materials Supplies · Turbosmart · Whiteline · Strathearn pest control · AET Turbos · FMIC.eu Performance · ECU Master · Toyo Tires driven to perform · Augustus Autos · Nolathane

MODSPORTS

KNOCKHILL MOTOR SPORTS CLUB

Bulletin No._____

Super Lap Scotland - Round 3

ModSports / Supersports / SRS

Knockhill 1.267 miles

Race 1

23/08/2020 14:15

Race (15:00 and 1 Laps) started at 14:40:54

(62) Paul RANKIN

Lap	Time of Day	Lap Tm	S1	S2	S3	SFSpd
1	14:41:58.818			**23.705**	18.029	98.254
2	14:43:00.542	**1:01.724**	20.492	23.744	17.488	98.979
3	14:44:02.700	**1:02.158**	20.429	23.929	17.800	100.611
4	14:45:04.344	**1:01.644**	20.401	23.806	**17.437**	100.762
5	14:46:07.694	**1:03.350**	20.402	24.071	18.877	100.161
6	14:47:09.690	**1:01.996**	**20.292**	23.921	17.783	100.460
7	14:48:13.250	**1:03.560**	21.512	24.207	17.841	100.611
8	14:49:16.699	**1:03.449**	20.953	24.354	18.142	99.125
9	14:50:19.869	**1:03.170**	20.762	24.269	18.139	100.611
10	14:51:24.029	**1:04.160**	20.946	24.937	18.277	99.272
11	14:52:27.784	**1:03.755**	21.314	24.350	18.091	99.714
12	14:53:31.076	**1:03.292**	21.360	24.046	17.886	99.272
13	14:54:34.446	**1:03.370**	20.962	24.473	17.935	100.310
14	14:55:37.900	**1:03.454**	21.087	24.507	17.860	99.566
15	14:56:41.738	**1:03.838**	21.183	24.715	17.940	100.914
16	14:57:44.809	**1:03.071**	21.005	24.199	17.867	**101.218**

(77) Stewart ROBB

Lap	Time of Day	Lap Tm	S1	S2	S3	SFSpd
1	14:42:02.696			25.216	18.531	**101.832**
2	14:43:08.679	**1:05.983**	21.402	24.991	19.590	75.657
3	14:44:13.716	**1:05.037**	21.921	24.918	18.198	100.460
4	14:45:17.800	**1:04.084**	21.146	24.753	**18.185**	100.460
5	14:46:21.681	**1:03.881**	**20.734**	24.856	18.291	100.011
6	14:47:27.647	**1:05.966**	21.980	25.229	18.757	82.849
7	14:48:41.054	**1:13.407**	28.045	26.676	18.686	96.558
8	14:49:46.374	**1:05.320**	21.501	25.438	18.381	94.518
9	14:50:50.692	**1:04.318**	21.039	24.701	18.578	97.967
10	14:51:55.505	**1:04.813**	21.253	24.978	18.582	97.540
11	14:53:00.725	**1:05.220**	21.357	25.194	18.669	92.562
12	14:54:06.469	**1:05.744**	21.782	25.389	18.573	98.979
13	14:55:11.406	**1:04.937**	21.148	25.280	18.509	96.697
14	14:56:16.803	**1:05.397**	21.527	25.160	18.710	98.398
15	14:57:21.161	**1:04.358**	21.356	**24.661**	18.341	97.682
16	14:58:26.681	**1:05.520**	21.511	25.427	18.582	101.066

(2) Natalie COWIE

Lap	Time of Day	Lap Tm	S1	S2	S3	SFSpd
1	14:42:07.684			26.370	19.756	83.054
2	14:43:15.239	**1:07.555**	22.310	25.975	**19.270**	84.412
3	14:44:22.683	**1:07.444**	21.732	25.972	19.740	84.095
4	14:45:29.409	**1:06.726**	21.845	25.596	19.285	84.200
5	14:46:35.501	**1:06.092**	21.553	**25.236**	19.303	**84.732**
6	14:47:41.829	**1:06.328**	**21.294**	25.688	19.346	84.732
7	14:48:50.303	**1:08.474**	21.931	26.635	19.908	84.518
8	14:49:58.550	**1:08.247**	22.181	26.410	19.656	83.157
9	14:51:06.126	**1:07.576**	21.786	25.985	19.805	84.412
10	14:52:12.887	**1:06.761**	21.470	25.776	19.515	84.095
11	14:53:20.142	**1:07.255**	21.773	25.816	19.666	83.467
12	14:54:26.963	**1:06.821**	21.508	25.535	19.778	83.885
13	14:55:33.673	**1:06.710**	21.643	25.650	19.417	84.518
14	14:56:41.117	**1:07.444**	21.549	25.944	19.951	83.571
15	14:57:49.929	**1:08.812**	22.717	26.412	19.683	84.200

(86) Adam MORRISON

Lap	Time of Day	Lap Tm	S1	S2	S3	SFSpd
1	14:42:08.467			26.697	20.428	74.730
2	14:43:17.737	**1:09.270**	21.781	26.839	20.650	74.316
3	14:44:27.330	**1:09.593**	22.124	26.805	20.664	74.730
4	14:45:35.084	**1:07.754**	**21.668**	25.595	20.491	74.647
5	14:46:42.618	**1:07.534**	21.790	25.393	20.351	74.152
6	14:47:51.237	**1:08.619**	21.866	26.139	20.614	73.989
7	14:49:00.905	**1:09.668**	22.165	27.190	20.313	74.730
8	14:50:09.140	**1:08.235**	21.766	25.911	20.558	74.152
9	14:51:16.754	**1:07.614**	21.907	25.275	20.432	73.826
10	14:52:24.936	**1:08.182**	21.686	26.038	20.458	73.989
11	14:53:33.718	**1:08.782**	21.968	25.514	21.300	**74.981**
12	14:54:41.038	**1:07.320**	21.741	**25.186**	20.393	74.234
13	14:55:48.598	**1:07.560**	21.845	25.270	20.445	74.234
14	14:56:56.491	**1:07.893**	21.993	25.594	**20.306**	73.989
15	14:58:05.867	**1:09.376**	22.207	26.559	20.610	74.152

(132) Suzanne BUIST

Lap	Time of Day	Lap Tm	S1	S2	S3	SFSpd
1	14:42:17.492			29.546	23.048	74.564
2	14:43:35.070	**1:17.578**	26.017	29.346	22.215	76.519
3	14:44:52.290	**1:17.220**	25.872	29.285	22.063	76.172
4	14:46:09.865	**1:17.575**	25.673	29.179	22.723	77.224
5	14:47:26.711	**1:16.846**	25.707	29.059	22.080	70.196
6	14:48:46.942	**1:20.231**	28.026	30.509	21.696	78.123
7	14:50:00.150	**1:13.208**	24.809	28.082	**20.317**	**82.951**
8	14:51:13.026	**1:12.876**	**24.136**	27.721	21.019	79.043
9	14:52:26.738	**1:13.712**	24.420	28.343	20.949	79.606
10	14:53:40.996	**1:14.258**	24.694	28.386	21.178	80.853
11	14:54:55.108	**1:14.112**	24.358	28.203	21.551	79.511
12	14:56:07.974	**1:12.866**	24.281	**27.706**	20.879	78.397
13	14:57:22.771	**1:14.797**	24.543	28.030	22.224	80.853
14	14:58:36.499	**1:13.728**	24.280	28.102	21.346	78.123

(69) Nathan DICKINSON

Lap	Time of Day	Lap Tm	S1	S2	S3	SFSpd
1	14:42:15.104			28.942	20.660	81.839
2	14:43:24.569	**1:09.465**	22.468	**26.340**	20.657	82.442
3	14:44:33.749	**1:09.180**	**22.196**	26.791	**20.193**	83.054
4	14:45:43.750	**1:10.001**	22.553	26.674	20.774	**83.260**
5	14:46:55.660	**1:11.910**	23.465	27.328	21.117	82.951
6	14:49:08.078	**2:12.418**	43.913	1:06.770	21.735	82.240
7	14:50:20.457	**1:12.379**	23.692	27.717	20.970	82.747
8	14:51:31.180	**1:10.723**	22.728	26.718	21.277	82.442
9	14:53:19.176	**1:47.996**	23.607	27.869	56.520	20.783

(40) David MUIR

Lap	Time of Day	Lap Tm	S1	S2	S3	SFSpd
1	14:42:11.236			26.645	21.936	84.839
2	14:43:18.204	**1:06.968**	22.020	25.174	19.774	84.732
3	14:44:25.692	**1:07.488**	22.166	25.686	19.636	85.054
4	14:45:30.992	**1:05.300**	21.537	24.688	**19.075**	**85.487**
5	14:46:36.848	**1:05.856**	**21.318**	**24.633**	19.905	83.989
6	14:47:45.975	**1:09.127**	21.466	24.790	22.871	34.361

(13) Keith COWIE

Lap	Time of Day	Lap Tm	S1	S2	S3	SFSpd
1	14:42:15.891			**27.750**	**27.443**	**24.609**

Clerk of the Course :

Orbits

Sig : **Time :**

Chief Timekeeper : Ian Sharp (SMART Timing)

Results available at www.smart-timing.co.uk and www.speedhive.com

Printed: 24/08/2020 10:01:57

SMART

KNOCKHILL Racing Circuit

Bulletin No.____

Super Lap Scotland - Round 3

Lapchart

ModSports / Supersports / SRS — **Knockhill 1.267 miles**

Race 1 — **23/08/2020 14:15**

Race (15:00 and 1 Laps) started at 14:40:54

Competitors		Laps 1	2	3	4	5	6	7	8	9	10	11	12	13	14	15	16
Paul RANKIN (62)	1	62	62	62	62	62	62	62	62	62	62	62	62	62	62	62	62
Stewart ROBB (77)	2	77	77	77	77	77	77	77	77	77	77	77	77	77	77	77	77
Natalie COWIE (2)	3	2	2	2	2	2	2	2	2	2	2	2	2	2	2	2	
Adam MORRISON (86)	4	86	86	40	40	40	40	86	86	86	86	86	86	86	86	86	
David MUIR (40)	5	40	40	86	86	86	86	132	132	132	132	132	132	132	132		
Nathan DICKINSON (69)	6	69	69	69	69	69	132	69	69	69							
Keith COWIE (13)	7	13	132	132	132	132	69										
Suzanne BUIST (132)	8	132															
-	9																
-	10																
-	11																

Margin of Victory	Avg. Speed	Best Lap Tm	Best Speed	Best Lap by
41.872	72.234	1:01.644	73.987	62 - Paul RANKIN

Clerk of the Course : **Orbits**

Sig : **Time :**

Chief Timekeeper : Ian Sharp (SMART Timing)

Results available at www.smart-timing.co.uk and www.speedhive.com

Printed: 24/08/2020 10:02:16

Bulletin No.____

Super Lap Scotland - Round 3

Sorted on Laps

DDMC Northern Saloon & Sports Car Championship — **Knockhill 1.267 miles**

Race — **23/08/2020 14:40**

Race (15:00 and 1 Laps) started at 15:13:22

Pos	No.	Name	Make/Model	Class Code	Laps	Total Tm	Diff	Best Tm	In Lap	Best Speed
1	**54**	**Andrew MORRISON**	Seat Leon Cupra	A1	**16**	**16:31.716**		**59.918**	11	76.118
2	**18**	**Damien McKAY**	Westfield FW	A2	**16**	**16:58.293**	26.577	**1:02.583**	14	72.877
3	**1**	**Mark LEYBOURNE**	Westfield FW	A2	**16**	**16:59.066**	27.350	**1:01.467**	8	74.200
4	**8**	**Steve SWALEY**	Honda Civic	C	**16**	**17:18.910**	47.194	**1:02.367**	10	73.129
5	**31**	**Gary BOWERS**	BMW M135	B	**16**	**17:19.447**	47.731	**1:02.873**	15	72.541
6	**46**	**Ian HUMPISH**	Ford Focus	B	**15**	**17:32.688**	1 Lap	**1:07.351**	14	67.717
7	**99**	**David BREWIS**	Westfield SEiW	A2	**15**	**17:34.661**	1 Lap	**1:07.917**	7	67.153
8	**9**	**John JOHNSON**	Ginetta G20	E	**14**	**16:32.015**	2 Laps	**1:08.841**	14	66.252
9	**33**	**Simon BAKER**	Ford Fiesta Mk2	D	**14**	**16:37.737**	2 Laps	**1:09.266**	6	65.845
10	**53**	**Neil FINNIGHAN**	Caterham R400	A1	**14**	**17:11.815**	2 Laps	**1:08.725**	14	66.364
11	**101**	**Stewart MIDDLETON**	BMW E36 328	B	**14**	**17:18.498**	2 Laps	**1:11.635**	11	63.668
12	**55**	**Tom BOWES**	Vauxhall Corsa	C	**14**	**17:19.418**	2 Laps	**1:10.827**	12	64.394
13	**30**	**Paul LIGHTBURN**	BMW E36 318is	B	**14**	**17:23.308**	2 Laps	**1:10.663**	13	64.544
Not classified										
DNF	**64**	**Stevie McNAB**	Renault Clio 172	C	**9**	**10:01.744**	DNF	**1:05.382**	4	69.757
DNS	**79**	**Paul BRYDON**	BMW M3	A1			DNS		0	-
DNS	**88**	**Martin WHITEHOUSE**	BMW Compact	B			DNS		0	-

Margin of Victory	Avg. Speed	Best Lap Tm	Best Speed	Best Lap by
26.577	73.583	59.918	76.118	54 - Andrew MORRISON

Clerk of the Course : **Orbits**

Sig : **Time :**

Chief Timekeeper : Ian Sharp (SMART Timing)

Results available at www.smart-timing.co.uk and www.speedhive.com

Printed: 24/08/2020 09:55:34

Super Lap Scotland - Round 3

DDMC Northern Saloon & Sports Car Championship

Knockhill 1.267 miles

Race

23/08/2020 14:40

Race (15:00 and 1 Laps) started at 15:13:22

(54) Andrew MORRISON

Lap	Time of Day	Lap Tm	S1	S2	S3	SFSpd
1	15:14:31.223			24.097	18.695	103.242
2	15:15:32.743	**1:01.520**	20.407	22.973	18.140	99.419
3	15:16:35.903	**1:03.160**	20.758	23.559	18.843	96.143
4	15:17:38.145	**1:02.242**	20.978	23.368	17.896	98.979
5	15:18:40.587	**1:02.442**	21.250	23.577	17.615	101.066
6	15:19:42.974	**1:02.387**	20.380	23.399	18.608	94.385
7	15:20:44.566	**1:01.592**	20.771	23.144	17.677	101.832
8	15:21:45.772	**1:01.206**	20.263	23.230	17.713	103.721
9	15:22:47.489	**1:01.717**	20.671	23.183	17.863	99.863
10	15:23:49.199	**1:01.710**	20.341	23.829	17.540	102.611
11	15:24:49.117	**59.918**	**19.805**	**22.681**	**17.432**	103.084
12	15:25:51.108	**1:01.991**	20.696	23.567	17.728	**104.692**
13	15:26:51.761	**1:00.653**	20.007	23.047	17.599	103.402
14	15:27:52.598	**1:00.837**	20.146	22.888	17.803	99.863
15	15:28:53.276	**1:00.678**	20.057	22.793	17.828	97.117
16	15:29:54.450	**1:01.174**	20.252	23.158	17.764	100.611

(18) Damien McKAY

Lap	Time of Day	Lap Tm	S1	S2	S3	SFSpd
1	15:14:29.304			23.791	18.806	95.188
2	15:15:32.233	**1:02.929**	20.606	23.624	18.699	96.005
3	15:16:35.599	**1:03.366**	20.730	23.903	18.733	94.785
4	15:17:39.145	**1:03.546**	20.791	24.190	18.565	95.868
5	15:18:44.117	**1:04.972**	21.706	24.285	18.981	94.518
6	15:19:47.281	**1:03.164**	20.645	23.997	18.522	96.143
7	15:20:52.279	**1:04.998**	20.814	25.520	18.664	96.005
8	15:21:55.162	**1:02.883**	20.435	23.830	18.618	95.459
9	15:22:58.926	**1:03.764**	20.675	23.948	19.141	95.188
10	15:24:02.383	**1:03.457**	20.781	24.206	18.470	96.005
11	15:25:05.305	**1:02.922**	**20.304**	23.864	18.754	95.323
12	15:26:08.283	**1:02.978**	20.408	23.810	18.760	94.252
13	15:27:11.670	**1:03.387**	21.351	23.794	**18.242**	**97.257**
14	15:28:14.253	**1:02.583**	20.477	**23.528**	18.578	95.595
15	15:29:17.000	**1:02.747**	20.397	23.909	18.441	96.005
16	15:30:21.027	**1:04.027**	20.597	24.619	18.811	96.143

(1) Mark LEYBOURNE

Lap	Time of Day	Lap Tm	S1	S2	S3	SFSpd
1	15:14:30.761			24.408	18.779	95.188
2	15:15:35.176	**1:04.415**	21.612	24.041	18.762	95.188
3	15:16:39.907	**1:04.731**	21.912	24.308	18.511	94.120
4	15:17:43.077	**1:03.170**	21.159	24.033	17.978	96.005
5	15:18:46.589	**1:03.512**	20.857	24.530	18.125	95.731
6	15:19:49.072	**1:02.483**	20.670	23.665	18.148	96.419
7	15:20:53.882	**1:04.810**	21.776	24.871	18.163	95.731
8	15:21:55.349	**1:01.467**	20.162	23.397	17.908	94.785
9	15:22:59.040	**1:03.691**	20.833	23.751	19.107	87.040
10	15:24:03.207	**1:04.167**	21.475	24.766	17.926	95.868
11	15:25:05.704	**1:02.497**	**20.094**	23.433	18.970	95.459
12	15:26:08.322	**1:02.618**	20.494	23.646	18.478	94.651
13	15:27:12.473	**1:04.151**	21.959	23.405	18.787	94.518
14	15:28:14.832	**1:02.359**	21.343	**22.766**	18.250	94.385
15	15:29:17.335	**1:02.503**	21.690	23.028	**17.785**	**96.836**
16	15:30:21.800	**1:04.465**	20.571	24.469	19.425	94.385

(8) Steve SWALEY

Lap	Time of Day	Lap Tm	S1	S2	S3	SFSpd
1	15:14:33.716			24.434	21.334	84.306
2	15:15:41.418	**1:07.702**	22.693	24.484	20.525	86.257
3	15:16:47.334	**1:05.916**	21.635	23.873	20.408	86.479
4	15:17:54.010	**1:06.676**	20.663	24.453	21.560	72.549
5	15:18:59.240	**1:05.230**	21.528	24.623	19.079	89.477
6	15:20:06.280	**1:07.040**	22.683	23.927	20.430	86.814
7	15:21:09.646	**1:03.366**	21.437	23.453	18.476	93.595
8	15:22:12.562	**1:02.916**	20.305	24.011	18.600	94.252
9	15:23:18.036	**1:05.474**	20.664	24.276	20.534	86.257
10	15:24:20.403	**1:02.367**	20.541	23.399	18.427	94.785
11	15:25:24.063	**1:03.660**	20.587	24.237	18.836	89.002
12	15:26:28.580	**1:04.517**			18.087	**95.323**
13	15:27:31.486	**1:02.906**			**17.987**	94.919
14	15:28:33.875	**1:02.389**	**19.895**	**23.011**	19.483	87.494
15	15:29:37.500	**1:03.625**	20.177	23.067	20.381	75.572
16	15:30:41.644	**1:04.144**	21.548	23.678	18.918	87.153

(31) Gary BOWERS

Lap	Time of Day	Lap Tm	S1	S2	S3	SFSpd
1	15:14:35.412			25.663	19.016	94.252
2	15:15:41.215	**1:05.803**	21.912	24.875	19.016	95.595
3	15:16:47.861	**1:06.646**	21.716	25.794	19.136	92.562
4	15:17:53.068	**1:05.207**	21.770	24.611	18.826	95.595
5	15:18:58.287	**1:05.219**	21.448	25.369	18.402	95.459
6	15:20:03.512	**1:05.225**	21.428	24.779	19.018	98.254
7	15:21:07.390	**1:03.878**	**20.468**	24.784	18.626	95.323
8	15:22:12.088	**1:04.698**	21.375	24.776	18.547	98.111
9	15:23:15.545	**1:03.457**	20.725	**24.324**	18.408	95.595
10	15:24:19.703	**1:04.158**	21.285	24.892	17.981	97.967
11	15:25:24.114	**1:04.411**	21.032	24.827	18.552	99.272
12	15:26:28.195	**1:04.081**	20.988	24.568	18.525	97.824
13	15:27:32.404	**1:04.209**	20.494	25.286	18.429	96.419
14	15:28:35.618	**1:03.214**	20.778	24.441	17.995	100.914
15	15:29:38.491	**1:02.873**	20.699	24.366	**17.808**	99.863
16	15:30:42.181	**1:03.690**	21.236	24.343	18.111	**101.678**

(46) Ian HUMPISH

Lap	Time of Day	Lap Tm	S1	S2	S3	SFSpd
1	15:14:43.685			29.644	21.244	81.739
2	15:15:56.498	**1:12.813**	23.898	28.303	20.612	81.839
3	15:17:07.282	**1:10.784**	23.394	27.201	20.189	82.747
4	15:18:17.909	**1:10.627**	23.204	27.444	19.979	85.270
5	15:19:28.499	**1:10.590**	23.274	27.219	20.097	84.839
6	15:20:37.610	**1:09.111**	22.792	26.530	19.789	85.054
7	15:21:45.851	**1:08.241**	22.653	26.114	19.474	86.146
8	15:22:56.228	**1:10.377**	23.752	26.835	19.790	87.266
9	15:24:05.652	**1:09.424**	22.212	27.011	20.201	85.379
10	15:25:14.211	**1:08.559**	22.300	26.497	19.762	85.379
11	15:26:22.887	**1:08.676**	22.505	26.569	19.602	88.416
12	15:27:31.538	**1:08.651**	22.468	26.412	19.771	82.543
13	15:28:39.412	**1:07.874**	22.832	**25.982**	19.060	87.040
14	15:29:46.763	**1:07.351**	22.221	26.088	**19.042**	**89.358**
15	15:30:55.422	**1:08.659**	**21.979**	26.952	19.728	87.380

(99) David BREWIS

Lap	Time of Day	Lap Tm	S1	S2	S3	SFSpd
1	15:14:40.927			28.533	20.816	89.120
2	15:15:51.207	**1:10.280**	22.681	27.790	19.809	89.120
3	15:17:00.652	**1:09.445**	22.599	26.640	20.206	90.442
4	15:18:10.057	**1:09.405**	22.155	27.371	19.879	87.722
5	15:19:18.947	**1:08.890**	22.262	26.674	19.954	88.416
6	15:20:27.388	**1:08.441**	22.256	**26.407**	19.778	91.552
7	15:21:35.305	**1:07.917**	**21.831**	26.566	19.520	92.947
8	15:22:44.428	**1:09.123**	22.018	27.023	20.082	88.884
9	15:23:53.831	**1:09.403**			**19.294**	94.120
10	15:25:01.910	**1:08.079**			19.426	93.595
11	15:26:13.507	**1:11.597**			19.769	**95.323**
12	15:27:23.908	**1:10.401**			20.128	92.435
13	15:28:34.876	**1:10.968**	23.155	27.194	20.619	82.951
14	15:29:46.526	**1:11.650**	24.015	27.654	19.981	86.368
15	15:30:57.395	**1:10.869**	23.717	27.054	20.098	86.927

(9) John JOHNSON

Lap	Time of Day	Lap Tm	S1	S2	S3	SFSpd
1	15:14:41.635			28.734	20.752	85.487
2	15:15:51.898	**1:10.263**	22.924	27.487	19.852	84.518
3	15:17:02.807	**1:10.909**	23.427	27.132	20.350	85.054
4	15:18:12.930	**1:10.123**	23.177	27.086	19.860	86.146
5	15:19:23.503	**1:10.573**	23.412	26.980	20.181	84.518
6	15:20:34.258	**1:10.755**	23.610	27.222	19.923	86.257

Clerk of the Course : **Orbits**

Sig : **Time :**

Chief Timekeeper : Ian Sharp (SMART Timing)

Results available at www.smart-timing.co.uk and www.speedhive.com

Printed: 24/08/2020 09:55:59

Super Lap Scotland - Round 3

DDMC Northern Saloon & Sports Car Championship

Knockhill 1.267 miles

Race

23/08/2020 14:40

Race (15:00 and 1 Laps) started at 15:13:22

Lap	Time of Day	Lap Tm	S1	S2	S3	SFSpd
7	15:21:44.748	**1:10.490**	23.788	27.096	19.606	85.815
8	15:22:56.368	**1:11.620**	24.315	27.018	20.287	**86.590**
9	15:24:07.467	**1:11.099**	23.904	27.140	20.055	86.368
10	15:25:17.800	**1:10.333**	23.184	27.286	19.863	82.951
11	15:26:27.945	**1:10.145**	23.332	26.956	19.857	86.590
12	15:27:36.947	**1:09.002**	22.767	26.792	**19.443**	86.257
13	15:28:45.908	**1:08.961**	22.846	**26.379**	19.736	86.146
14	15:29:54.749	**1:08.841**	**22.610**	26.761	19.470	85.815

(33) Simon BAKER

Lap	Time of Day	Lap Tm	S1	S2	S3	SFSpd
1	15:14:44.394			28.758	21.161	**77.135**
2	15:15:57.322	**1:12.928**	23.277	28.290	21.361	76.519
3	15:17:09.375	**1:12.053**	22.834	27.314	21.905	59.918
4	15:18:20.800	**1:11.425**	23.701	26.826	20.898	75.064
5	15:19:30.695	**1:09.895**	22.421	26.662	20.812	74.564
6	15:20:39.961	**1:09.266**	22.303	**26.208**	20.755	74.813
7	15:21:49.236	**1:09.275**	22.290	26.333	20.652	75.657
8	15:22:58.664	**1:09.428**	**22.260**	26.542	**20.626**	74.981
9	15:24:08.722	**1:10.058**	22.769	26.596	20.693	75.487
10	15:25:20.856	**1:12.134**	22.262	28.618	21.254	74.234
11	15:26:30.643	**1:09.787**	22.659	26.328	20.800	75.233
12	15:27:40.315	**1:09.672**			21.107	73.907
13	15:28:50.084	**1:09.769**			20.911	74.897
14	15:30:00.471	**1:10.387**	22.543	26.637	21.207	71.696

(53) Neil FINNIGHAN

Lap	Time of Day	Lap Tm	S1	S2	S3	SFSpd
1	15:14:39.487			28.374	20.147	95.731
2	15:16:24.276	**1:44.789**	23.287	59.879	21.623	90.320
3	15:17:37.282	**1:13.006**	24.261	27.890	20.855	91.179
4	15:18:51.844	**1:14.562**	24.590	29.384	20.588	93.857
5	15:20:04.409	**1:12.565**	23.773	27.895	20.897	96.005
6	15:21:15.649	**1:11.240**	23.246	27.828	20.166	96.558
7	15:22:25.930	**1:10.281**	22.912	27.282	20.087	95.459
8	15:23:35.931	**1:10.001**	23.176	27.116	19.709	96.836
9	15:24:45.972	**1:10.041**	22.785	27.866	19.390	96.697
10	15:25:56.886	**1:10.914**	23.303	28.160	19.451	98.543
11	15:27:06.103	**1:09.217**	22.594	27.101	19.522	99.272
12	15:28:15.798	**1:09.695**	22.707	**26.722**	20.266	95.868
13	15:29:25.824	**1:10.026**	23.330	27.427	19.269	96.005
14	15:30:34.549	**1:08.725**	**22.457**	27.085	**19.183**	**100.460**

(101) Stewart MIDDLETON

Lap	Time of Day	Lap Tm	S1	S2	S3	SFSpd
1	15:14:46.421			30.347	22.311	80.658
2	15:16:00.518	**1:14.097**	23.958	28.319	21.820	84.095
3	15:17:14.781	**1:14.263**	23.988	28.521	21.754	84.625
4	15:18:28.826	**1:14.045**	24.064	28.352	21.629	84.946
5	15:19:43.340	**1:14.514**	24.163	28.454	21.897	85.487
6	15:20:58.436	**1:15.096**	23.675	29.849	21.572	85.054
7	15:22:11.359	**1:12.923**	**23.173**	27.787	21.963	84.625
8	15:23:25.143	**1:13.784**	24.201	27.255	22.328	86.146
9	15:24:37.969	**1:12.826**	23.639	27.679	21.508	85.487
10	15:25:50.116	**1:12.147**	23.377	27.696	21.074	85.925
11	15:27:01.751	**1:11.635**	23.555	**27.227**	**20.853**	86.146
12	15:28:13.962	**1:12.211**	23.291	27.574	21.346	86.146
13	15:29:29.121	**1:15.159**	24.666	29.250	21.243	**87.266**
14	15:30:41.232	**1:12.111**	23.490	27.526	21.095	85.379

(55) Tom BOWES

Lap	Time of Day	Lap Tm	S1	S2	S3	SFSpd
1	15:14:48.265				22.612	78.214
2	15:16:03.852	**1:15.587**				83.675
3	15:17:18.683	**1:14.831**				86.035
4	15:18:32.563	**1:13.880**			**21.316**	**88.183**
5	15:19:46.199	**1:13.636**			21.638	83.363
6	15:21:00.035	**1:13.836**				86.590
7	15:22:13.576	**1:13.541**			21.956	87.266
8	15:23:27.213	**1:13.637**				87.952

Lap	Time of Day	Lap Tm	S1	S2	S3	SFSpd
9	15:24:38.702	**1:11.489**				87.608
10	15:25:51.124	**1:12.422**				81.639
11	15:27:03.663	**1:12.539**				87.608
12	15:28:14.490	**1:10.827**				78.488
13	15:29:29.453	**1:14.963**				83.675
14	15:30:42.152	**1:12.699**				85.706

(30) Paul LIGHTBURN

Lap	Time of Day	Lap Tm	S1	S2	S3	SFSpd
1	15:14:47.490			30.763	22.564	77.851
2	15:16:03.396	**1:15.906**	24.476	29.282	22.148	78.765
3	15:17:18.129	**1:14.733**	24.245	28.726	21.762	82.341
4	15:18:32.318	**1:14.189**	23.904	28.573	21.712	82.543
5	15:19:45.890	**1:13.572**	23.067	28.285	22.220	83.885
6	15:20:59.442	**1:13.552**	24.298	28.125	21.129	83.989
7	15:22:13.874	**1:14.432**	23.693	27.925	22.814	83.157
8	15:23:26.050	**1:12.176**	23.039	27.708	21.429	83.675
9	15:24:38.638	**1:12.588**	23.306	27.954	21.328	84.095
10	15:25:50.531	**1:11.893**	23.387	27.424	21.082	83.363
11	15:27:10.741	**1:20.210**	23.690	27.160	29.360	84.095
12	15:28:22.905	**1:12.164**	24.227	27.228	**20.709**	**84.946**
13	15:29:33.568	**1:10.663**	**22.788**	**27.146**	20.729	84.625
14	15:30:46.042	**1:12.474**	22.906	28.274	21.294	79.323

(64) Stevie McNAB

Lap	Time of Day	Lap Tm	S1	S2	S3	SFSpd
1	15:14:33.986			24.970	19.341	88.532
2	15:15:40.280	**1:06.294**	22.136	24.914	19.244	88.299
3	15:16:46.073	**1:05.793**	**21.476**	24.993	19.324	87.837
4	15:17:51.455	**1:05.382**	21.544	**24.783**	19.055	88.767
5	15:18:57.493	**1:06.038**	21.496	25.188	19.354	87.040
6	15:20:03.142	**1:05.649**	21.746	25.027	**18.876**	87.952
7	15:21:10.210	**1:07.068**	22.363	25.257	19.448	**89.239**
8	15:22:16.579	**1:06.369**	21.811	25.203	19.355	88.183
9	15:23:24.478	**1:07.899**	22.216	26.085	19.598	87.266

Clerk of the Course :

Orbits

Sig : **Time :**

Chief Timekeeper : Ian Sharp (SMART Timing)

Results available at www.smart-timing.co.uk and www.speedhive.com

Printed: 24/08/2020 09:55:59

RR-S Rolling Road Services · Turbosmart · Whiteline · Strathearn pest control · AET Turbos · FMIC.eu Performance · ECU Master · Toyo Tires driven to perform · AA Augustus Autos · Nolathane

Darlington & District Motor Club

Knockhill Motor Sports Club

Bulletin No._____

Super Lap Scotland - Round 3

Lapchart

DDMC Northern Saloon & Sports Car Championship — Knockhill 1.267 miles

Race — 23/08/2020 14:40

Race (15:00 and 1 Laps) started at 15:13:22

Competitors		Laps															
		1	2	3	4	5	6	7	8	9	10	11	12	13	14	15	16
Damien McKAY (18)	1	18	18	18	54	54	54	54	54	54	54	54	54	54	54	54	54
Mark LEYBOURNE (1)	2	1	54	54	18	18	18	18	18	18	18	18	18	18	18	18	18
Andrew MORRISON (54)	3	54	1	1	1	1	1	1	1	1	1	1	1	1	1	1	1
Steve SWALEY (8)	4	8	64	64	64	64	64	31	31	31	31	8	31	8	8	8	8
Stevie McNAB (64)	5	64	31	8	31	31	31	8	8	8	8	31	8	31	31	31	31
Gary BOWERS (31)	6	31	8	31	8	8	8	64	64	64	99	99	99	99	99	46	
Neil FINNIGHAN (53)	7	53	99	99	99	99	99	99	99	99	46	46	46	46	46	99	
David BREWIS (99)	8	99	9	9	9	9	9	9	46	46	9	9	9	9	9		
John JOHNSON (9)	9	9	46	46	46	46	46	46	9	9	33	33	33	33	33		
Ian HUMPISH (46)	10	46	33	33	33	33	33	33	33	33	101	101	101	53	53		
Simon BAKER (33)	11	33	101	101	101	101	101	101	101	101	30	55	55	101	101		
Stewart MIDDLETON (101)	12	101	30	30	30	30	30	55	30	30	55	53	53	55	55		
Paul LIGHTBURN (30)	13	30	55	55	55	55	55	30	55	55	53	30	30	30	30		
Tom BOWES (55)	14	55	53	53	53	53	53	53	53	53							
-	15																
-	16																

Margin of Victory	Avg. Speed	Best Lap Tm	Best Speed	Best Lap by
26.577	73.583	59.918	76.118	54 - Andrew MORRISON

Clerk of the Course : Orbits

Sig : **Time :**

Chief Timekeeper : Ian Sharp (SMART Timing)

Results available at www.smart-timing.co.uk and www.speedhive.com

Printed: 24/08/2020 09:56:26

SMART

Knockhill Racing Circuit

RR-S Rolling Road Services
Turbosmart Engineered to Win
Whiteline
Strathearn pest control
AET Turbos
FMIC.co.uk Performance
ECU Master
TOYO TIRES driven to perform
AA Augustus Autos
Nolathane

SUPER LAP SCOTLAND

KNOCKHILL MOTOR SPORTS CLUB

Bulletin No.____

Super Lap Scotland - Round 3

Sorted on best lap time

Super Lap Scotland — **Knockhill 1.267 miles**

Final - Class G — **23/08/2020 15:05**

Practice started at 15:39:42

Pos	No.	Name	Make/Model	Class Code	Laps	Best Tm	Diff	Best Speed	2nd Best
1	134	**Hamish KINLOCH**	Toyota Corolla	Guest	3	**1:05.842**		69.269	1:24.559
2	86	**Adam MORRISON**	Mini Cooper	SLS-G	3	**1:06.817**	0.975	68.259	1:26.737

Clerk of the Course : **Orbits**

Sig : **Time :**

Chief Timekeeper : Ian Sharp (SMART Timing)

Results available at www.smart-timing.co.uk and www.speedhive.com

Printed: 24/08/2020 10:14:03

KNOCKHILL Racing Circuit

RR-S Rolling Road Services
Turbosmart Engineered to Win
Whiteline
Strathearn pest control
AET Turbos
FMIC.eu Performance
ECU Master
Toyo Tires driven to perform
AA Augustus Autos
Nolathane
SLS Super Lap Scotland

Bulletin No._____

Super Lap Scotland - Round 3

Super Lap Scotland — **Knockhill 1.267 miles**

Final - Class G — **23/08/2020 15:05**

Practice started at 15:39:42

(134) Hamish KINLOCH

Lap	Time of Day	Lap Tm	S1	S2	S3	SFSpd
1	15:41:13.674					83.780
2	15:42:19.516	**1:05.842**				**85.162**
3	15:43:44.075	**1:24.559**				19.000

(86) Adam MORRISON

Lap	Time of Day	Lap Tm	S1	S2	S3	SFSpd
1	15:40:48.397			28.406	20.697	**75.402**
2	15:41:55.214	**1:06.817**	**21.514**	**24.973**	**20.330**	74.897
3	15:43:21.951	**1:26.737**	25.646	33.437	27.654	23.882

Clerk of the Course : **Orbits**

Sig : **Time :**

Chief Timekeeper : Ian Sharp (SMART Timing)

Results available at www.smart-timing.co.uk and www.speedhive.com

Printed: 24/08/2020 10:14:21

SMART Timing — Knockhill Racing Circuit

Super Lap Scotland - Class G - PROVISIONAL

			Round 1			Round 2			Round 3			Round 4			Round 5					
			Knockhill AC			Knockhill			Knockhill			Knockhill AC			Knockhill					
Pos	**Car No.**	**Name**	**Q**	**F**	**Total**	**Q**	**F**	**Total**	**Q**	**F**	**Total**	**Q**	**F**	**Total**	**Q**	**F**	**Total**	**Total points**	**Total DS**	**Diff**
1	**86**	**Adam MORRISON**	15	25	**40**	15	25	**40**			**0**			**0**			**0**	80	**80**	
2	**910**	**Colin DORWARD**	14	20	**34**			**0**			**0**			**0**			**0**	34	**34**	46

Bulletin No.____

Super Lap Scotland - Round 3

Sorted on best lap time

Super Lap Scotland — **Knockhill 1.267 miles**

Final - Class F — **23/08/2020 15:15**

Practice started at 15:43:54

Pos	No.	Name	Make/Model	Class Code	Laps	Best Tm	Diff	Best Speed	2nd Best
1	716	Tom LOCKHART	Renault Clio 172	SLS-F	3	1:04.537		70.670	1:20.663
2	144	Donnie McLEOD	Renault Clio 172	SLS-F	3	1:04.753	0.216	70.434	1:17.153
3	85	David JOYCE	Renault Clio 182	SLS-F	3	1:06.042	1.505	69.060	1:28.958
4	38	Sean HISLOP	Renault Clio 197	SLS-F	3	1:06.210	1.673	68.884	1:33.118
5	101	Jonathan ADAMS	Renault Clio	SLS-F	3	1:06.561	2.024	68.521	1:21.722
6	15	Craig WALLACE	Peugeot 106 Xsi	SLS-F	3	1:06.745	2.208	68.332	1:33.188
7	14	Michael IMRIE	Renault Clio 197	SLS-F	3	1:14.399	9.862	61.302	1:26.757
8	5	Alex MILNE	Renault Megane RS	SLS-F	3	1:39.758	35.221	45.719	

Clerk of the Course : **Orbits**

Sig : **Time :**

Chief Timekeeper : Ian Sharp (SMART Timing)

Results available at www.smart-timing.co.uk and www.speedhive.com

Printed: 24/08/2020 10:14:42

KNOCKHILL Racing Circuit

Bulletin No.____

Super Lap Scotland - Round 3

Super Lap Scotland — **Knockhill 1.267 miles**

Final - Class F — **23/08/2020 15:15**

Practice started at 15:43:54

Lap	Time of Day	Lap Tm	S1	S2	S3	SFSpd
(716) Tom LOCKHART						
1	15:54:16.025			26.269	19.832	**84.946**
2	15:55:20.562	**1:04.537**	**20.759**	**24.638**	**19.140**	84.200
3	15:56:41.225	**1:20.663**	23.842	29.134	27.687	25.526
(144) Donnie McLEOD						
1	15:55:05.587			28.385	20.452	81.441
2	15:56:10.340	**1:04.753**	**21.197**	**24.546**	**19.010**	**83.467**
3	15:57:27.493	**1:17.153**	24.301	28.310	24.542	29.945
(85) David JOYCE						
1	15:50:26.955			26.481	19.971	84.306
2	15:51:32.997	**1:06.042**	**21.621**	**24.889**	**19.532**	**84.946**
3	15:53:01.955	**1:28.958**	24.546	31.737	32.675	22.010
(38) Sean HISLOP						
1	15:50:12.202			32.969	21.413	82.645
2	15:51:18.412	**1:06.210**	**21.432**	**25.341**	**19.437**	**82.849**
3	15:52:51.530	**1:33.118**	25.642	33.880	33.596	21.902
(101) Jonathan ADAMS						
1	15:45:22.369					83.885
2	15:46:28.930	**1:06.561**				**84.306**
3	15:47:50.652	**1:21.722**				31.054
(15) Craig WALLACE						
1	15:49:52.338			35.757	23.782	**84.625**
2	15:50:59.083	**1:06.745**	**21.686**	**25.312**	**19.747**	83.571
3	15:52:32.271	**1:33.188**	26.369	35.113	31.706	25.477
(14) Michael IMRIE						
1	15:54:39.985			27.006	**20.232**	**76.870**
2	15:55:54.384	**1:14.399**	**21.734**	**25.045**	27.620	61.174
3	15:57:21.141	**1:26.757**	25.288	31.046	30.423	30.174
(5) Alex MILNE						
1	15:45:08.220			31.615	23.052	80.561
2	15:46:47.978	**1:39.758**	**21.698**	57.635	**20.425**	**81.639**
3	15:48:05.300	**1:17.322**	24.170	**28.895**	24.257	43.045

Clerk of the Course : **Orbits**

Sig : **Time :**

Chief Timekeeper : Ian Sharp (SMART Timing)

Results available at www.smart-timing.co.uk and www.speedhive.com

Printed: 24/08/2020 10:15:00

Super Lap Scotland - Class F - PROVISIONAL

			Round 1			Round 2			Round 3			Round 4			Round 5					
			Knockhill AC			Knockhill			Knockhill			Knockhill AC			Knockhill					
Pos	Car No.	Name	Q	F	Total	Q	F	Total	Q	F	Total	Q	F	Total	Q	F	Total	Total points	Total DS	Diff
1	14	Michael IMRIE	14	25	**39**	14	9	**23**			**0**			**0**			**0**	62	**62**	
2	716	Tom LOCKHART	11	12	**23**	13	25	**38**			**0**			**0**			**0**	61	**61**	1
3	85	David JOYCE	13	14	**27**	12	16	**28**			**0**			**0**			**0**	55	**55**	6
4	38	Sean HISLOP	12	16	**28**	11	14	**25**			**0**			**0**			**0**	53	**53**	2
5	15	Craig WALLACE	10	10	**20**	10	10	**20**			**0**			**0**			**0**	40	**40**	13
6	101	Jonathan ADAMS	8	9	**17**	9	12	**21**			**0**			**0**			**0**	38	**38**	2
7	42	Robert JOBSON	15	20	**35**			**0**			**0**			**0**			**0**	35	**35**	3
8	144	Donnie McLEOD			**0**	15	20	**35**			**0**			**0**			**0**	35	**35**	0
9	392	Phillip TAYLOR	9	8	**17**	8		**8**			**0**			**0**			**0**	25	**25**	10
10	5	Alex MILNE			**0**	7	8	**15**			**0**			**0**			**0**	15	**15**	10

Bulletin No.____

Super Lap Scotland - Round 3

Sorted on best lap time

Super Lap Scotland — **Knockhill 1.267 miles**

Final - Class E — **23/08/2020 15:25**

Practice started at 15:58:36

Pos	No.	Name	Make/Model	Class Code	Laps	Best Tm	Diff	Best Speed	2nd Best
1	**47**	**Fraser McNEILL**	Honda Civic	SLS-E	**2**	**1:01.400**		74.281	
2	**333**	**Andrew NAPIER**	Honda Civic Type R	SLS-E	**2**	**1:04.492**	3.092	70.719	
3	**814**	**Niall CAMPBELL**	Honda Civic Type R	SLS-E	**3**	**1:07.353**	5.953	67.715	1:31.881
4	**190**	**Henry SIMMONS**	Mazda MX5	SLS-E	**3**	**1:08.251**	6.851	66.825	1:27.190
5	**123**	**David WALLACE**	Mazda MX5 Mk1	Guest	**3**	**1:12.072**	10.672	63.282	1:38.351
Not classified									
DNF	**64**	**Sean MARTIN**	Honda Civic Type R	SLS-E	**3**			-	

Announcements

Car No.64 - Lap time disallowed - Exceeding track limits

Clerk of the Course : **Orbits**

Sig : **Time :**

Chief Timekeeper : Ian Sharp (SMART Timing)

Results available at www.smart-timing.co.uk and www.speedhive.com

Printed: 24/08/2020 10:15:21

KNOCKHILL Racing Circuit

RR-S Rolling Road Services
Turbosmart Engineered to Win
Whiteline
Strathearn pest control
AET Turbos
FMIC.eu Performance
ECU Master
TOYO TIRES driven to perform
Augustus Autos
Nolathane
SLS Super Lap Scotland

Bulletin No._____

Super Lap Scotland - Round 3

Super Lap Scotland

Knockhill 1.267 miles

Final - Class E

23/08/2020 15:25

Practice started at 15:58:36

Lap	Time of Day	Lap Tm	S1	S2	S3	SFSpd
(47) Fraser McNEILL						
1	16:05:07.198			26.318	18.502	91.928
2	16:06:08.598	1:01.400	19.786	23.366	18.248	92.818
(333) Andrew NAPIER						
1	16:04:49.532					88.299
2	16:05:54.024	1:04.492				87.153
(814) Niall CAMPBELL						
1	16:00:31.534			29.750	20.745	85.815
2	16:01:38.887	1:07.353	21.742	25.558	20.053	85.162
3	16:03:10.768	1:31.881	25.709	34.088	32.084	23.269
(190) Henry SIMMONS						
1	16:00:19.485			34.872	22.298	84.412
2	16:01:27.736	1:08.251	22.286	26.684	19.281	86.035
3	16:02:54.926	1:27.190	24.795	30.621	31.774	20.893
(123) David WALLACE						
1	15:59:54.952			33.675	26.680	75.657
2	16:01:07.024	1:12.072	23.511	26.623	21.938	69.398
3	16:02:45.375	1:38.351	29.962	35.959	32.430	23.213
(64) Sean MARTIN						
1	16:04:23.316			23.833	19.130	91.677
2	16:05:26.054	1:02.738	20.411	23.505	18.822	92.562
3	16:06:35.457	1:09.403	21.848	24.643	22.912	38.325

Lap	Time of Day	Lap Tm	S1	S2	S3	SFSpd

Clerk of the Course : **Orbits**

Sig : **Time :**

Chief Timekeeper : Ian Sharp (SMART Timing)

Results available at www.smart-timing.co.uk and www.speedhive.com

Printed: 24/08/2020 10:15:42

SMART Timing

Knockhill Racing Circuit

Super Lap Scotland - Class E - PROVISIONAL

			Round 1			Round 2			Round 3			Round 4			Round 5					
			Knockhill AC			Knockhill			Knockhill			Knockhill AC			Knockhill					
Pos	Car No.	Name	Q	F	Total	Q	F	Total	Q	F	Total	Q	F	Total	Q	F	Total	Total points	Total DS	Diff
1	64	Sean MARTIN	15	26	**41**	13		**13**			**0**			**0**			**0**	54	**54**	
2	88	Martin BROWN	13	20	**33**			**0**			**0**			**0**			**0**	33	**33**	21
3	47	Fraser McNEILL	14	16	**30**	15	25	**40**			**0**			**0**			**0**	70	**70**	-37
4	333	Andrew NAPIER	12	14	**26**	14	20	**34**			**0**			**0**			**0**	60	**60**	10
5	190	Henry SIMMONS	11	12	**23**	11	14	**25**			**0**			**0**			**0**	48	**48**	12
6	84	Niall CAMPBELL	10	10	**20**	12	16	**28**			**0**			**0**			**0**	48	**48**	0
7	58	Stewart McCRACKEN	9	9	**18**			**0**			**0**			**0**			**0**	18	**18**	30

Bulletin No.____

Super Lap Scotland - Round 3

Sorted on best lap time

Super Lap Scotland — **Knockhill 1.267 miles**

Final - Class C — **23/08/2020 15:45**

Practice started at 16:08:26

Pos	No.	Name	Make/Model	Class Code	Laps	Best Tm	Diff	Best Speed	2nd Best
1	39	**Francis SIMPSON**	Honda Civic	SLS-C	3	**59.931**		76.102	1:23.346
2	93	**Michael OSBORNE Jnr**	Mitsubishi Evo6	SLS-C	3	**1:02.228**	2.297	73.292	1:27.399
3	92	**Michael OSBORNE Snr**	Mitsubishi Evo5	SLS-C	3	**1:02.807**	2.876	72.617	1:31.187
4	173	**David BROWN**	TVR Griffith	SLS-C	3	**1:04.924**	4.993	70.249	1:17.549

Clerk of the Course : **Orbits**

Sig : **Time :**

Chief Timekeeper : Ian Sharp (SMART Timing)

Results available at www.smart-timing.co.uk and www.speedhive.com

Printed: 24/08/2020 10:16:04

RR-S Rolling Road Services
Turbosmart Engineered to Win
Whiteline
Strathearn pest control
AET Turbos
FMIC.eu Performance
ECU Master
Toyo Tires driven to perform
AA Augustus Autos
Nolathane
SLS Super Lap Scotland

Bulletin No._____

Super Lap Scotland - Round 3

Super Lap Scotland — **Knockhill 1.267 miles**

Final - Class C — **23/08/2020 15:45**

Practice started at 16:08:26

(39) Francis SIMPSON

Lap	Time of Day	Lap Tm	S1	S2	S3	SFSpd
1	16:14:26.157			**22.805**	18.159	94.385
2	16:15:26.088	**59.931**			**17.929**	**96.281**
3	16:16:49.434	**1:23.346**	**21.652**	28.868	32.826	18.564

(93) Michael OSBORNE Jnr

Lap	Time of Day	Lap Tm	S1	S2	S3	SFSpd
1	16:10:27.119			31.124	19.274	100.011
2	16:11:29.347	**1:02.228**	**20.224**	**23.931**	**18.073**	**100.460**
3	16:12:56.746	**1:27.399**	25.157	33.506	28.736	29.589

(92) Michael OSBORNE Snr

Lap	Time of Day	Lap Tm	S1	S2	S3	SFSpd
1	16:14:12.898			27.060	19.954	95.188
2	16:15:15.705	**1:02.807**	**20.772**	**24.037**	**17.998**	**96.697**
3	16:16:46.892	**1:31.187**	23.359	34.379	33.449	22.140

(173) David BROWN

Lap	Time of Day	Lap Tm	S1	S2	S3	SFSpd
1	16:09:53.509			25.621	19.136	**96.005**
2	16:10:58.433	**1:04.924**	**20.916**	**25.142**	**18.866**	95.459
3	16:12:15.982	**1:17.549**	23.217	28.269	26.063	28.789

Clerk of the Course : **Orbits**

Sig : **Time :**

Chief Timekeeper : Ian Sharp (SMART Timing)

Results available at www.smart-timing.co.uk and www.speedhive.com

Printed: 24/08/2020 10:16:22

SMART Timing — Knockhill Racing Circuit

Super Lap Scotland - Class C - PROVISIONAL

			Round 1			Round 2			Round 3			Round 4			Round 5					
			Knockhill AC			Knockhill			Knockhill			Knockhill AC			Knockhill					
Pos	Car No.	Name	Q	F	Total	Q	F	Total	Q	F	Total	Q	F	Total	Q	F	Total	Total points	Total DS	Diff
1	39	Francis SIMPSON	14	20	**34**	15	25	**40**			**0**			**0**			**0**	74	**74**	
2	93	Michael OSBORNE Jnr	12	16	**28**	13	20	**33**			**0**			**0**			**0**	61	**61**	13
3	92	Michael OSBORNE Snr	11	12	**23**	14	16	**30**			**0**			**0**			**0**	53	**53**	8
4	73	David BROWN	10	14	**24**	12	14	**26**			**0**			**0**			**0**	50	**50**	3
5	77	Ian BONTHRONE	15	25	**40**			**0**			**0**			**0**			**0**	40	**40**	10
6	35	Stephen HENDERSON	13		**13**			**0**			**0**			**0**			**0**	13	**13**	27

Bulletin No.____

Super Lap Scotland - Round 3

Sorted on best lap time

Super Lap Scotland — **Knockhill 1.267 miles**

Final - Class B — **23/08/2020 15:55**

Practice started at 16:17:01

Pos	No.	Name	Make/Model	Class Code	Laps	Best Tm	Diff	Best Speed	2nd Best
1	76	**Robbie WYPER**	Mitsubishi Evo 8 MR	SLS-B	3	**58.907**		77.424	1:19.282
2	61	**Andy CLOTWORTHY**	Subaru Impreza	SLS-B	3	**59.351**	0.444	76.845	1:16.740
3	66	**Frazer HUNTLY**	Nissan Silva 200SX	SLS-B	3	**1:00.681**	1.774	75.161	1:14.987

Clerk of the Course : **Orbits**

Sig : **Time :**

Chief Timekeeper : Ian Sharp (SMART Timing)

Results available at www.smart-timing.co.uk and www.speedhive.com

Printed: 24/08/2020 10:16:43

Bulletin No._____

Super Lap Scotland - Round 3

Super Lap Scotland — **Knockhill 1.267 miles**

Final - Class B — **23/08/2020 15:55**

Practice started at 16:17:01

(76) Robbie WYPER

Lap	Time of Day	Lap Tm	S1	S2	S3	SFSpd
1	16:18:43.840					**110.012**
2	16:19:42.747	**58.907**				110.012
3	16:21:02.029	**1:19.282**				36.021

(61) Andy CLOTWORTHY

Lap	Time of Day	Lap Tm	S1	S2	S3	SFSpd
1	16:18:21.786					108.764
2	16:19:21.137	**59.351**				**109.653**
3	16:20:37.877	**1:16.740**			**25.589**	29.999

(66) Frazer HUNTLY

Lap	Time of Day	Lap Tm	S1	S2	S3	SFSpd
1	16:18:00.445			**23.912**	**18.259**	**101.987**
2	16:19:01.126	**1:00.681**			18.324	100.914
3	16:20:16.113	**1:14.987**			23.749	46.059

Clerk of the Course : **Orbits**

Sig : **Time :**

Chief Timekeeper : Ian Sharp (SMART Timing)

Results available at www.smart-timing.co.uk and www.speedhive.com

Printed: 24/08/2020 10:17:01

Super Lap Scotland - Class B - PROVISIONAL

			Round 1			Round 2			Round 3			Round 4			Round 5					
			Knockhill AC			Knockhill			Knockhill			Knockhill AC			Knockhill					
Pos	**Car No.**	**Name**	**Q**	**F**	**Total**	**Q**	**F**	**Total**	**Q**	**F**	**Total**	**Q**	**F**	**Total**	**Q**	**F**	**Total**	**Total points**	**Total DS**	**Diff**
1	**61**	**Andy CLOTWORTHY**	14	20	**34**	14	20	**34**			**0**			**0**			**0**	68	**68**	
2	**111**	**Michael RIGBY**	15	25	**40**			**0**			**0**			**0**			**0**	40	**40**	28
3	**76**	**Robbie WYPER**			**0**	15	25	**40**			**0**			**0**			**0**	40	**40**	0
4	**66**	**Frazer HUNTLY**			**0**	13	16	**29**			**0**			**0**			**0**	29	**29**	11

Bulletin No.____

Super Lap Scotland - Round 3

Sorted on best lap time

Super Lap Scotland — **Knockhill 1.267 miles**

Final - Pro — **23/08/2020 16:15**

Practice started at 16:21:15

Pos	No.	Name	Make/Model	Class Code	Laps	Best Tm	Diff	Best Speed	2nd Best
1	**98**	**Matthew LAWSON**	Mitsubishi Evo	SLS-P	**3**	**1:02.507**		72.965	1:31.452
2	**10**	**Nev WOOD**	Ariel Atom	SLS-P	**3**	**1:08.203**	5.696	66.872	1:25.426

Clerk of the Course : **Orbits**

Sig : **Time :**

Chief Timekeeper : Ian Sharp (SMART Timing)

Results available at www.smart-timing.co.uk and www.speedhive.com

Printed: 24/08/2020 10:17:25

RR-S Rolling Road Services
Turbosmart Engineered to Win
Whiteline
Strathearn pest control
AET Turbos
FMIC.eu Performance
ECU Master
TOYO TIRES driven to perform
Augustus Autos
Nolathane
SLS Super Lap Scotland

Bulletin No._____

Super Lap Scotland - Round 3

Super Lap Scotland — **Knockhill 1.267 miles**

Final - Pro — **23/08/2020 16:15**

Practice started at 16:21:15

(98) Matthew LAWSON

Lap	Time of Day	Lap Tm	S1	S2	S3	SFSpd
1	16:22:22.046			29.504	19.853	117.116
2	16:23:24.553	**1:02.507**	**20.488**	**24.557**	**17.462**	**121.352**
3	16:24:56.005	**1:31.452**	24.582	33.987	32.883	22.512

(10) Nev WOOD

Lap	Time of Day	Lap Tm	S1	S2	S3	SFSpd
1	16:22:41.079					**117.940**
2	16:23:49.282	**1:08.203**				111.660
3	16:25:14.708	**1:25.426**				33.189

Clerk of the Course : **Orbits**

Sig : **Time :**

Chief Timekeeper : Ian Sharp (SMART Timing)

Results available at www.smart-timing.co.uk and www.speedhive.com

Printed: 24/08/2020 10:17:44

SMART Timing — Knockhill Racing Circuit

Super Lap Scotland - Class Pro - PROVISIONAL

			Round 1			Round 2			Round 3			Round 4			Round 5					
			Knockhill AC			Knockhill			Knockhill			Knockhill AC			Knockhill					
Pos	**Car No.**	**Name**	**Q**	**F**	**Total**	**Q**	**F**	**Total**	**Q**	**F**	**Total**	**Q**	**F**	**Total**	**Q**	**F**	**Total**	**Total points**	**Total DS**	**Diff**
1	**98**	**Matthew LAWSON**	15	25	**40**	14	25	**39**			**0**			**0**			**0**	79	**79**	
2	**10**	**Nev WOOD**	14	20	**34**	15	20	**35**			**0**			**0**			**0**	69	**69**	10

Bulletin No.____

Super Lap Scotland - Round 3

Sorted on best lap time

Super Lap Scotland — **Knockhill 1.267 miles**

Final - Overall — **23/08/2020 15:05**

Practice started at 15:39:42

Pos	No.	Name	Make/Model	Class Code	Laps	Best Tm	Diff	Best Speed	2nd Best
1	76	Robbie WYPER	Mitsubishi Evo 8 MR	SLS-B	3	58.907		77.424	1:19.282
2	61	Andy CLOTWORTHY	Subaru Impreza	SLS-B	3	59.351	0.444	76.845	1:16.740
3	39	Francis SIMPSON	Honda Civic	SLS-C	3	59.931	1.024	76.102	1:23.346
4	66	Frazer HUNTLY	Nissan Silva 200SX	SLS-B	3	1:00.681	1.774	75.161	1:14.987
5	47	Fraser McNEILL	Honda Civic	SLS-E	3	1:01.400	2.493	74.281	1:22.813
6	93	Michael OSBORNE Jnr	Mitsubishi Evo6	SLS-C	3	1:02.228	3.321	73.292	1:27.399
7	98	Matthew LAWSON	Subaru Impreza	SLS-P	3	1:02.507	3.600	72.965	1:31.452
8	92	Michael OSBORNE Snr	Mitsubishi Evo5	SLS-C	3	1:02.807	3.900	72.617	1:31.187
9	333	Andrew NAPIER	Honda Civic Type R	SLS-E	3	1:04.492	5.585	70.719	1:24.801
10	716	Tom LOCKHART	Renault Clio 172	SLS-F	3	1:04.537	5.630	70.670	1:20.663
11	144	Donnie McLEOD	Renault Clio 172	SLS-F	3	1:04.753	5.846	70.434	1:17.153
12	173	David BROWN	TVR Griffith	SLS-C	3	1:04.924	6.017	70.249	1:17.549
13	134	Hamish KINLOCH	Toyota Corolla	Guest	3	1:05.842	6.935	69.269	1:24.559
14	85	David JOYCE	Renault Clio 182	SLS-F	3	1:06.042	7.135	69.060	1:28.958
15	38	Sean HISLOP	Renault Clio 197	SLS-F	3	1:06.210	7.303	68.884	1:33.118
16	101	Jonathan ADAMS	Renault Clio	SLS-F	3	1:06.561	7.654	68.521	1:21.722
17	15	Craig WALLACE	Peugeot 106 Xsi	SLS-F	3	1:06.745	7.838	68.332	1:33.188
18	86	Adam MORRISON	Mini Cooper	SLS-G	3	1:06.817	7.910	68.259	1:26.737
19	814	Niall CAMPBELL	Honda Civic Type R	SLS-E	3	1:07.353	8.446	67.715	1:31.881
20	10	Nev WOOD	Ariel Atom	SLS-P	3	1:08.203	9.296	66.872	1:25.426
21	190	Henry SIMMONS	Mazda MX5	SLS-E	3	1:08.251	9.344	66.825	1:27.190
22	123	David WALLACE	Mazda MX5 Mk1	SLS-G	3	1:12.072	13.165	63.282	1:38.351
23	14	Michael IMRIE	Renault Clio 197	SLS-F	3	1:14.399	15.492	61.302	1:26.757
24	5	Alex MILNE	Renault Megane RS	SLS-F	3	1:39.758	40.851	45.719	
25	64	Sean MARTIN	Honda Civic Type R	SLS-E	3			-	

Clerk of the Course : **Orbits**

Sig : **Time :**

Chief Timekeeper : Ian Sharp (SMART Timing)

Results available at www.smart-timing.co.uk and www.speedhive.com

Printed: 24/08/2020 14:59:47

RR-S Rolling Road Services · Turbosmart · Whiteline · Strathearn pest control · AET Turbos · FMIC.eu Performance · ECU Master · Toyo Tires driven to perform · AA Augustus Autos · Nolathane

SUPER LAP SCOTLAND

KNOCKHILL MOTOR SPORTS CLUB

Bulletin No._____

Super Lap Scotland - Round 3

Sorted on best lap time

Super Lap Scotland — **Knockhill 1.267 miles**

Final - Overall — **23/08/2020 15:05**

Practice started at 15:39:42

Super Lap Scotland (B)

Pos	No.	Name	Make/Model	Class Code	Laps	Best Tm	Diff	Best Speed	2nd Best
1	76	**Robbie WYPER**	Mitsubishi Evo 8 MR	SLS-B	3	**58.907**		77.424	1:19.282
2	61	**Andy CLOTWORTHY**	Subaru Impreza	SLS-B	3	**59.351**	0.444	76.845	1:16.740
3	66	**Frazer HUNTLY**	Nissan Silva 200SX	SLS-B	3	**1:00.681**	1.774	75.161	1:14.987

Super Lap Scotland (C)

Pos	No.	Name	Make/Model	Class Code	Laps	Best Tm	Diff	Best Speed	2nd Best
1	39	**Francis SIMPSON**	Honda Civic	SLS-C	3	**59.931**		76.102	1:23.346
2	93	**Michael OSBORNE Jnr**	Mitsubishi Evo6	SLS-C	3	**1:02.228**	2.297	73.292	1:27.399
3	92	**Michael OSBORNE Snr**	Mitsubishi Evo5	SLS-C	3	**1:02.807**	2.876	72.617	1:31.187
4	173	**David BROWN**	TVR Griffith	SLS-C	3	**1:04.924**	4.993	70.249	1:17.549

Super Lap Scotland (E)

Pos	No.	Name	Make/Model	Class Code	Laps	Best Tm	Diff	Best Speed	2nd Best
1	47	**Fraser McNEILL**	Honda Civic	SLS-E	3	**1:01.400**		74.281	1:22.813
2	333	**Andrew NAPIER**	Honda Civic Type R	SLS-E	3	**1:04.492**	3.092	70.719	1:24.801
3	814	**Niall CAMPBELL**	Honda Civic Type R	SLS-E	3	**1:07.353**	5.953	67.715	1:31.881
4	190	**Henry SIMMONS**	Mazda MX5	SLS-E	3	**1:08.251**	6.851	66.825	1:27.190
5	123	**David WALLACE**	Mazda MX5 Mk1	SLS-G	3	**1:12.072**	10.672	63.282	1:38.351
6	64	**Sean MARTIN**	Honda Civic Type R	SLS-E	3			-	

Super Lap Scotland (F)

Pos	No.	Name	Make/Model	Class Code	Laps	Best Tm	Diff	Best Speed	2nd Best
1	716	**Tom LOCKHART**	Renault Clio 172	SLS-F	3	**1:04.537**		70.670	1:20.663
2	144	**Donnie McLEOD**	Renault Clio 172	SLS-F	3	**1:04.753**	0.216	70.434	1:17.153
3	85	**David JOYCE**	Renault Clio 182	SLS-F	3	**1:06.042**	1.505	69.060	1:28.958
4	38	**Sean HISLOP**	Renault Clio 197	SLS-F	3	**1:06.210**	1.673	68.884	1:33.118
5	101	**Jonathan ADAMS**	Renault Clio	SLS-F	3	**1:06.561**	2.024	68.521	1:21.722
6	15	**Craig WALLACE**	Peugeot 106 Xsi	SLS-F	3	**1:06.745**	2.208	68.332	1:33.188
7	14	**Michael IMRIE**	Renault Clio 197	SLS-F	3	**1:14.399**	9.862	61.302	1:26.757
8	5	**Alex MILNE**	Renault Megane RS	SLS-F	3	**1:39.758**	35.221	45.719	

Super Lap Scotland (G)

Pos	No.	Name	Make/Model	Class Code	Laps	Best Tm	Diff	Best Speed	2nd Best
1	134	**Hamish KINLOCH**	Toyota Corolla	Guest	3	**1:05.842**		69.269	1:24.559
2	86	**Adam MORRISON**	Mini Cooper	SLS-G	3	**1:06.817**	0.975	68.259	1:26.737

Super Lap Scotland (Pro)

Pos	No.	Name	Make/Model	Class Code	Laps	Best Tm	Diff	Best Speed	2nd Best
1	98	**Matthew LAWSON**	Subaru Impreza	SLS-P	3	**1:02.507**		72.965	1:31.452
2	10	**Nev WOOD**	Ariel Atom	SLS-P	3	**1:08.203**	5.696	66.872	1:25.426

Clerk of the Course : **Orbits**

Sig : **Time :**

Chief Timekeeper : Ian Sharp (SMART Timing)

Results available at www.smart-timing.co.uk and www.speedhive.com

Printed: 24/08/2020 15:00:08

KNOCKHILL Racing Circuit

Super Lap Scotland - King of the Hill - PROVISIONAL

				Round 1			Round 2			Round 3			Round 4			Round 5					
				Knockhill AC			Knockhill			Knockhill			Knockhill AC			Knockhill					
Pos	Car No.	Name	Class	Q	F	Total	Q	F	Total	Q	F	Total	Q	F	Total	Q	F	Total	Total points	Total DS	Diff
1	**98**	**Matthew LAWSON**	Pro	15	25	**40**	14	25	**39**			**0**			**0**			**0**	79	**79**	
2	**39**	**Francis SIMPSON**	C	14	20	**34**	15	25	**40**			**0**			**0**			**0**	74	**74**	5
3	**47**	**Fraser McNEILL**	E	14	16	**30**	15	25	**40**			**0**			**0**			**0**	70	**70**	4
4	**10**	**Nev WOOD**	Pro	14	20	**34**	15	20	**35**			**0**			**0**			**0**	69	**69**	1
5	**61**	**Andy CLOTWORTHY**	B	14	20	**34**	14	20	**34**			**0**			**0**			**0**	68	**68**	1
6	**86**	**Adam MORRISON**	G	15	25	**25**	15	25	**40**			**0**			**0**			**0**	65	**65**	3
7	**14**	**Michael IMRIE**	F	14	25	**39**	14	9	**23**			**0**			**0**			**0**	62	**62**	3
8	**716**	**Tom LOCKHART**	F	11	12	**23**	13	25	**38**			**0**			**0**			**0**	61	**61**	1
9	**93**	**Michael OSBORNE Jnr**	C	12	16	**28**	13	20	**33**			**0**			**0**			**0**	61	**61**	0
10	**333**	**Andrew NAPIER**	E	12	14	**26**	14	20	**34**			**0**			**0**			**0**	60	**60**	1
11	**85**	**David JOYCE**	F	13	14	**27**	12	16	**28**			**0**			**0**			**0**	55	**55**	5
12	**64**	**Sean MARTIN**	E	15	26	**41**	13		**13**			**0**			**0**			**0**	54	**54**	1
13	**38**	**Sean HISLOP**	F	12	16	**28**	11	14	**25**			**0**			**0**			**0**	53	**53**	1
14	**92**	**Michael OSBORNE Snr**	C	11	12	**23**	14	16	**30**			**0**			**0**			**0**	53	**53**	0
15	**73**	**David BROWN**	C	10	14	**24**	12	14	**26**			**0**			**0**			**0**	50	**50**	3
16	**190**	**Henry SIMMONS**	E	11	12	**23**	11	14	**25**			**0**			**0**			**0**	48	**48**	2
17	**84**	**Niall CAMPBELL**	E	10	10	**20**	12	16	**28**			**0**			**0**			**0**	48	**48**	0
18	**15**	**Craig WALLACE**	F	10	10	**20**	10	10	**20**			**0**			**0**			**0**	40	**40**	8
19	**77**	**Ian BONTHRONE**	C	15	25	**40**			**0**			**0**			**0**			**0**	40	**40**	0
20	**111**	**Michael RIGBY**	B	15	25	**40**			**0**			**0**			**0**			**0**	40	**40**	0
21	**76**	**Robbie WYPER**	B			**0**	15	25	**40**			**0**			**0**			**0**	40	**40**	0
22	**101**	**Jonathan ADAMS**	F	8	9	**17**	9	12	**21**			**0**			**0**			**0**	38	**38**	2
23	**42**	**Robert JOBSON**	F	15	20	**35**			**0**			**0**			**0**			**0**	35	**35**	3
24	**144**	**Donnie McLEOD**	F			**0**	15	20	**35**			**0**			**0**			**0**	35	**35**	0
25	**88**	**Martin BROWN**	E	13	20	**33**			**0**			**0**			**0**			**0**	33	**33**	2
26	**66**	**Frazer HUNTLY**	B			**0**	13	16	**29**			**0**			**0**			**0**	29	**29**	4
27	**392**	**Phillip TAYLOR**	F	9	8	**17**	8		**8**			**0**			**0**			**0**	25	**25**	4
28	**910**	**Colin DORWARD**	G	14	20	**20**			**0**			**0**			**0**			**0**	20	**20**	5
29	**58**	**Stewart McCRACKEN**	E	9	9	**18**			**0**			**0**			**0**			**0**	18	**18**	2
30	**5**	**Alex MILNE**	F			**0**	7	8	**15**			**0**			**0**			**0**	15	**15**	3
31	**35**	**Stephen HENDERSON**	C	13		**13**			**0**			**0**			**0**			**0**	13	**13**	2

Bulletin No._____

Super Lap Scotland - Round 3

Sorted on Laps

ModSports / Supersports / SRS — **Knockhill 1.267 miles**

Race 2 — **23/08/2020 16:25**

Race (15:00 and 1 Laps) started at 16:34:34

Pos	No.	Name	Make/Model	Class Code	Laps	Total Tm	Diff	Best Tm	In Lap	Best Speed
1	**62**	**Paul RANKIN**	Westfield Aero	A3	**16**	**16:23.625**		**1:00.174**	2	75.794
2	**77**	**Stewart ROBB**	TVR Tuscan	A1	**16**	**16:39.822**	16.197	**1:00.464**	7	75.431
3	**92**	**Michael OSBORNE Snr**	Mitsubishi Evo5	SLS-C	**16**	**16:40.656**	17.031	**1:00.917**	14	74.870
4	**93**	**Michael OSBORNE Jnr**	Mitsubishi Evo6	SLS-C	**16**	**17:02.624**	38.999	**1:01.382**	11	74.303
5	**18**	**Damien McKAY**	Westfield FW	A2	**15**	**16:34.201**	1 Lap	**1:04.467**	5	70.747
6	**40**	**David MUIR**	VW Polo	C2	**15**	**17:04.834**	1 Lap	**1:05.234**	8	69.915
7	**86**	**Adam MORRISON**	Mini Cooper	C3	**15**	**17:07.180**	1 Lap	**1:06.978**	15	68.095
Not classified										
DNF	**2**	**Natalie COWIE**	Mini Cooper S	C2	**10**	**11:08.639**	DNF	**1:05.395**	6	69.743
DNF	**13**	**Keith COWIE**	Seat Cupra	C2	**1**	**1:35.486**	DNF		0	-
DNS	**51**	**Roddie PATERSON**	Caterham C400	A2			DNS		0	-
DNS	**69**	**Nathan DICKINSON**	BMW 318S	C2			DNS		0	-
DNS	**132**	**Suzanne BUIST**	Mini Cooper S	C2			DNS		0	-
DNS	**79**	**Paul BRYDON**	Solution F BMW M3	A1			DNS		0	-

Margin of Victory	Avg. Speed	Best Lap Tm	Best Speed	Best Lap by
16.197	74.188	1:00.174	75.794	62 - Paul RANKIN

Clerk of the Course : **Orbits**

Sig : **Time :**

Chief Timekeeper : Ian Sharp (SMART Timing)

Results available at www.smart-timing.co.uk and www.speedhive.com

Printed: 24/08/2020 10:02:54

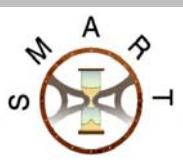

Super Lap Scotland - Round 3

ModSports / Supersports / SRS

Knockhill 1.267 miles

Race 2

23/08/2020 16:25

Race (15:00 and 1 Laps) started at 16:34:34

(62) Paul RANKIN

Lap	Time of Day	Lap Tm	S1	S2	S3	SFSpd
1	16:35:37.711			23.272	17.464	101.371
2	16:36:37.885	1:00.174	19.917	22.902	17.355	100.310
3	16:37:38.507	1:00.622	20.008	23.227	17.387	101.371
4	16:38:40.005	1:01.498	20.415	23.471	17.612	100.611
5	16:39:40.323	1:00.318	19.919	23.069	17.330	100.611
6	16:40:41.108	1:00.785	20.222	23.182	17.381	100.914
7	16:41:41.507	1:00.399	20.292	23.013	17.094	101.524
8	16:42:42.294	1:00.787	20.093	23.369	17.325	100.914
9	16:43:43.108	1:00.814	20.206	23.297	17.311	100.161
10	16:44:44.157	1:01.049	20.173	23.451	17.425	99.566
11	16:45:45.201	1:01.044	20.102	23.285	17.657	100.310
12	16:46:48.092	1:02.891	21.661	23.676	17.554	95.595
13	16:47:51.058	1:02.966	22.190	23.416	17.360	101.218
14	16:48:52.028	1:00.970	20.111	23.356	17.503	100.762
15	16:49:53.411	1:01.383	20.382	23.403	17.598	99.566
16	16:50:58.015	1:04.604	20.748	24.114	19.742	77.402

(77) Stewart ROBB

Lap	Time of Day	Lap Tm	S1	S2	S3	SFSpd
1	16:35:41.082			24.469	17.939	105.184
2	16:36:42.464	1:01.382	19.784	23.609	17.989	105.681
3	16:37:45.134	1:02.670	20.109	24.112	18.449	104.856
4	16:38:46.306	1:01.172	19.999	23.577	17.596	105.349
5	16:39:49.758	1:03.452	21.393	23.771	18.288	105.020
6	16:40:51.600	1:01.842	20.296	23.949	17.597	105.681
7	16:41:52.064	1:00.464	19.486	23.400	17.578	106.015
8	16:42:53.136	1:01.072	19.694	23.732	17.646	106.015
9	16:43:53.730	1:00.594	19.487	23.686	17.421	105.515
10	16:44:54.725	1:00.995	19.674	23.496	17.825	104.692
11	16:45:55.637	1:00.912	19.829	23.502	17.581	104.856
12	16:47:00.185	1:04.548	22.263	23.889	18.396	72.314
13	16:48:09.842	1:09.657	26.963	24.248	18.446	96.976
14	16:49:11.876	1:02.034	20.295	23.833	17.906	102.454
15	16:50:13.463	1:01.587	20.039	23.860	17.688	105.020
16	16:51:14.212	1:00.749	19.421	23.920	17.408	103.561

(92) Michael OSBORNE Snr

Lap	Time of Day	Lap Tm	S1	S2	S3	SFSpd
1	16:35:45.913			25.466	18.032	96.558
2	16:36:47.731	1:01.818	20.224	23.587	18.007	96.976
3	16:37:49.918	1:02.187	20.383	23.752	18.052	96.558
4	16:38:51.548	1:01.630	20.088	23.605	17.937	97.399
5	16:39:53.313	1:01.765			17.886	96.836
6	16:40:54.610	1:01.297		23.376	18.015	97.257
7	16:41:56.809	1:02.199	20.238	24.345	17.616	96.976
8	16:42:59.745	1:02.936	21.323	23.851	17.762	97.399
9	16:44:02.999	1:03.254	21.234	24.320	17.700	96.976
10	16:45:04.860	1:01.861	20.337	23.890	17.634	97.257
11	16:46:06.594	1:01.734	20.236	23.667	17.831	96.419
12	16:47:10.049	1:03.455			18.131	96.281
13	16:48:12.216	1:02.167		23.676	17.721	97.682
14	16:49:13.133	1:00.917			17.716	96.558
15	16:50:14.107	1:00.974	20.053	23.208	17.713	97.967
16	16:51:15.046	1:00.939	19.879	23.289	17.771	93.465

(93) Michael OSBORNE Jnr

Lap	Time of Day	Lap Tm	S1	S2	S3	SFSpd
1	16:35:39.969			23.874	18.189	98.833
2	16:36:41.888	1:01.919	19.984	23.744	18.191	98.833
3	16:37:44.215	1:02.327	20.225	23.991	18.111	99.272
4	16:38:46.119	1:01.904	20.039	23.962	17.903	101.066
5	16:39:49.141	1:03.022	20.456	24.312	18.254	97.540
6	16:40:51.676	1:02.535	20.488	23.952	18.095	99.419
7	16:41:57.050	1:05.374	20.727	26.627	18.020	100.161
8	16:42:59.805	1:02.755	20.511	24.452	17.792	101.678
9	16:44:03.058	1:03.253	20.841	24.469	17.943	100.161
10	16:45:05.409	1:02.351	20.721	23.742	17.888	98.398
11	16:46:06.791	1:01.382	20.246	23.560	17.576	101.524
12	16:47:10.266	1:03.475	21.776	23.673	18.026	100.310
13	16:48:12.823	1:02.557	20.903	23.743	17.911	98.833
14	16:49:16.626	1:03.803			19.254	83.780
15	16:50:26.740	1:10.114		26.974	19.814	84.839
16	16:51:37.014	1:10.274	22.640	27.453	20.181	88.183

(18) Damien McKAY

Lap	Time of Day	Lap Tm	S1	S2	S3	SFSpd
1	16:35:43.818			24.728	19.359	93.205
2	16:36:48.628	1:04.810	21.160	24.627	19.023	93.857
3	16:37:53.135	1:04.507	21.044	24.343	19.120	94.252
4	16:38:57.694	1:04.559	21.115	24.368	19.076	93.857
5	16:40:02.161	1:04.467	21.136	24.417	18.914	93.988
6	16:41:20.603	1:18.442	21.082	38.086	19.274	93.857
7	16:42:25.654	1:05.051	21.249	24.650	19.152	94.385
8	16:43:30.182	1:04.528	21.094	24.447	18.987	94.651
9	16:44:34.794	1:04.612	20.997	24.602	19.013	95.323
10	16:45:40.314	1:05.520	21.736	25.025	18.759	93.857
11	16:46:44.898	1:04.584	21.035	24.459	19.090	91.179
12	16:47:52.951	1:08.053	23.745	24.911	19.397	94.518
13	16:48:58.041	1:05.090	21.284	24.580	19.226	93.595
14	16:50:03.248	1:05.207	21.213	24.543	19.451	93.076
15	16:51:08.591	1:05.343	21.405	24.479	19.459	93.205

(40) David MUIR

Lap	Time of Day	Lap Tm	S1	S2	S3	SFSpd
1	16:35:48.743			26.622	20.226	87.837
2	16:36:56.250	1:07.507	22.036	25.852	19.619	84.412
3	16:38:04.189	1:07.939	22.901	25.288	19.750	87.266
4	16:39:10.179	1:05.990	21.313	24.949	19.728	87.266
5	16:40:15.902	1:05.723	21.479	24.704	19.540	87.380
6	16:41:22.142	1:06.240			19.683	87.608
7	16:42:28.415	1:06.273		25.341	19.853	86.257
8	16:43:33.649	1:05.234	20.914	24.804	19.516	86.814
9	16:44:39.728	1:06.079	21.043	25.192	19.844	86.702
10	16:45:45.680	1:05.952	21.375	25.152	19.425	88.068
11	16:47:00.261	1:14.581			22.060	61.567
12	16:48:14.848	1:14.587			20.153	81.938
13	16:49:22.522	1:07.674			19.854	84.095
14	16:50:30.385	1:07.863	22.092	25.625	20.146	79.606
15	16:51:39.224	1:08.839	22.626	26.469	19.744	86.927

(86) Adam MORRISON

Lap	Time of Day	Lap Tm	S1	S2	S3	SFSpd
1	16:35:48.385			26.419	20.489	74.564
2	16:36:56.915	1:08.530	21.927	25.936	20.667	73.907
3	16:38:05.116	1:08.201	22.167	25.639	20.395	74.981
4	16:39:12.245	1:07.129	21.558	25.201	20.370	74.399
5	16:40:19.936	1:07.691	21.606	25.403	20.682	72.864
6	16:41:27.643	1:07.707			20.557	73.826
7	16:42:35.809	1:08.166		25.734	20.670	73.583
8	16:43:43.446	1:07.637	21.881	25.370	20.386	75.317
9	16:44:51.093	1:07.647	21.600	25.556	20.491	74.399
10	16:46:00.764	1:09.671	21.926	27.122	20.623	74.564
11	16:47:11.263	1:10.499	24.082	25.614	20.803	74.813
12	16:48:19.428	1:08.165	22.290	25.500	20.375	74.730
13	16:49:26.991	1:07.563			20.487	74.316
14	16:50:34.592	1:07.601		25.558	20.438	74.981
15	16:51:41.570	1:06.978	21.533	25.278	20.167	75.064

(2) Natalie COWIE

Lap	Time of Day	Lap Tm	S1	S2	S3	SFSpd
1	16:35:47.044			25.525	21.277	82.039
2	16:36:53.041	1:05.997	21.368	25.105	19.524	84.200
3	16:37:58.831	1:05.790	21.089	25.134	19.567	84.518
4	16:39:05.955	1:07.124	21.889	25.814	19.421	83.780
5	16:40:11.717	1:05.762	21.259	25.022	19.481	83.989
6	16:41:17.112	1:05.395	21.064	24.965	19.366	84.306
7	16:42:23.119	1:06.007	21.205	25.033	19.769	83.885

Clerk of the Course : **Orbits**

Sig : **Time :**

Chief Timekeeper : Ian Sharp (SMART Timing)

Results available at www.smart-timing.co.uk and www.speedhive.com

Printed: 24/08/2020 10:03:13

Super Lap Scotland - Round 3

ModSports / Supersports / SRS

Knockhill 1.267 miles

Race 2

23/08/2020 16:25

Race (15:00 and 1 Laps) started at 16:34:34

Lap	Time of Day	Lap Tm	S1	S2	S3	SFSpd
8	16:43:28.892	**1:05.773**	21.032	24.980	19.761	83.260
9	16:44:34.364	**1:05.472**	**20.967**	25.066	19.439	84.095
10	16:45:43.029	**1:08.665**	21.882	25.373	21.410	66.443

(13) Keith COWIE

1	16:36:09.876			**31.827**	**36.964**	**29.720**

Lap	Time of Day	Lap Tm	S1	S2	S3	SFSpd

Clerk of the Course : **Orbits**

Sig : **Time :**

Chief Timekeeper : Ian Sharp (SMART Timing)

Results available at www.smart-timing.co.uk and www.speedhive.com

Printed: 24/08/2020 10:03:13

Bulletin No.____

Super Lap Scotland - Round 3

Lapchart

ModSports / Supersports / SRS — **Knockhill 1.267 miles**

Race 2 — **23/08/2020 16:25**

Race (15:00 and 1 Laps) started at 16:34:34

Competitors		Laps 1	2	3	4	5	6	7	8	9	10	11	12	13	14	15	16
Paul RANKIN (62)	1	62	62	62	62	62	62	62	62	62	62	62	62	62	62	62	62
Michael OSBORNE Jnr (93)	2	93	93	93	93	93	77	77	77	77	77	77	77	77	77	77	77
Stewart ROBB (77)	3	77	77	77	77	77	93	92	92	92	92	92	92	92	92	92	92
Damien McKAY (18)	4	18	92	92	92	92	92	93	93	93	93	93	93	93	93	93	93
Michael OSBORNE Snr (92)	5	92	18	18	18	18	2	2	2	2	18	18	18	18	18	18	
Natalie COWIE (2)	6	2	2	2	2	2	18	18	18	18	2	40	40	40	40	40	
Adam MORRISON (86)	7	86	40	40	40	40	40	40	40	40	40	86	86	86	86	86	
David MUIR (40)	8	40	86	86	86	86	86	86	86	86	86						
Keith COWIE (13)	9	13															
-	10																
-	11																
-	12																
-	13																

Margin of Victory	Avg. Speed	Best Lap Tm	Best Speed	Best Lap by
16.197	74.188	1:00.174	75.794	62 - Paul RANKIN

Clerk of the Course : **Orbits**

Sig : **Time :**

Chief Timekeeper : Ian Sharp (SMART Timing)

Results available at www.smart-timing.co.uk and www.speedhive.com

Printed: 24/08/2020 10:03:35